



2021 PROPOSED BUDGET

1st Reading

November 17, 2020

**TOWN OF VAIL
PROPOSED 2021 BUDGET
TABLE OF CONTENTS**

This Table of Contents is "Clickable". Click the headings below to be directed to selected page.

COVER MEMO	1
REVENUE	
– Major Revenue Analysis	13
EXPENDITURES	
General Fund	15
Personnel	
– Summary of Changes in Personnel	16
– Ten-Year Summary of Budgeted Positions by Department	17
– Employee Benefits Summary	19
Contributions	
– Contributions Summary	20
– Contributions Notes	22
CAPITAL PLAN	
– Capital Projects Fund	32
– Real Estate Transfer Tax Fund	35
– Housing Fund	38
– Unfunded	39
– Project Narratives/Memos	40
OTHER FUNDS	
– Marketing Fund	49
– Heavy Equipment Fund	50
– Health Insurance Fund	51
– Dispatch Services Fund	52
– Timber Ridge Housing Fund	53
ORDINANCE	54



Memorandum

TO: Vail Town Council
FROM: Finance Department
DATE: November 17, 2020
SUBJECT: Proposed 2021 Town Manager's Budget

I. SUMMARY

First reading of Ordinance No. 17, Series 2020, a first reading of the proposed 2021 Town Manager's Budget.

II. DISCUSSION

On November 3rd, staff presented a draft budget for Council review. Any changes or additional information resulting from that meeting is included below:

Revenue

- Sales Tax revenue has been updated to \$22.5M (\$200K increase from the prior budget draft) based on year to date collections. This is down 24% from 2019 and flat with the 2020 forecast.
- Property Tax has been updated to reflect the most recent report from the County Assessor's office. Total collections are projected at \$5.7 million (a \$75,000 increase from the prior budget draft).
- Lift Tax has been updated to \$3.5M, flat with 2020 forecast and a 34% decrease with 2019 actuals (a \$300K increase from prior budget draft).

Personnel

Council requested more information on the administrative personnel for the Environmental (0.25 FTE) and Economic Development (0.5 FTE) departments. Included below are justifications for each position:

Environmental Administrative Personnel (0.25 FTE): Environmental initiatives remain one of the community's and Council's top priorities. As a result, the environmental department has grown along with its programs. To improve efficiencies and allow for environmental staff to focus on Council goals, programming and other environmental initiatives, an administrative coordinator has been included in the proposed 2021 RETT fund budget at 10 hours per week at a total cost of \$17,231. This position would assist with invoicing and credit card processing, budget reporting, web and social media, Laserfiche and document organization, compliance letters and database, event planning and sign ups, e-newsletter, supply ordering, tracking and surveys.

Economic Development Administrative Personnel (0.5 FTE): As a result of the Economic Development departments expanded role with town businesses, special events and management of VEAC, CSE and VLMDAC groups, part time administrative support is included in the 2021 proposed budget. This added part time position would assist the department with administrative tasks including invoice processing, website and content maintenance for Vailgov.com, records retention and document organization, minutes records for VEAC, CSE, and VLMDAC meetings, budget tracking, support for internally produced events, guest service initiatives, and economic recovery efforts. This position will also assist with contracting and compliance for the 60 to 70 CSE events and all other vendors. The 2021 budget includes \$29,981 in the General Fund for this position.

Contributions/Events:

- Town Council had requested additional information on the partnership between Vail Valley Foundation and Betty Ford Alpine Gardens regarding the **Magic of Lights** winter experience with the intent of ensuring protection of the Gardens as the event venue. The VVF informed town staff that they have come to an agreement with BFAG board and staff that all are comfortable with for this year and future years, should the Gardens remain a part of the experience. All parties have agreed that a contribution amount to the Gardens will be dependent upon the success of the project for this first year. The VVF will also provide value to the Betty Ford Alpine Gardens as a key partner by supporting member nights (or visits), providing them with an opportunity to further connect with their membership base and allowing members to experience the Gardens in a new and incredible manner, cross-promotional opportunities, such as logo inclusion in marketing efforts (e.g. email inclusion, ads, etc.); highlights of the Gardens in messaging regarding the experience and signage on-site reminding guests that they are entering the gardens, with the ability to learn more. The VVF will continue to work with the Gardens as we finalize planning and throughout the activation window to ensure they are happy with the partnership.
- As part of the Council contribution process, the Vail Valley Foundation (VVF) requested \$75,000 to support programming at the **Gerald R. Ford Amphitheater**. This is 5.4% of the overall summer GRFA budget. Staff has included a contribution of \$52,500 for GRFA 2021 events and entrainment. During the last meeting, Council requested clarification on how programming at the amphitheater would change with a lower funding allocation from the town than what was requested. If the VVF did not receive the full \$75,000, the overall talent budget would be reevaluated with reductions taken if necessary. In addition the VVF would also reconsider the viability of the new summer community concert which is estimated at a minimum cost of \$20K- \$25K. With any support the VVF receives from the town, they will continue to position the GRFA as a cultural and entertainment center of the Valley with a goal a further placing it as one of the best small amphitheaters in the county.
- Town Council also inquired about protection for the town should council-funded special events be canceled due to public health orders. Signature events such as Bravo!, Vail Jazz, Vail International Dance Festival, GFRA Live Music and Summer Mountain Games will use the same contract as the town's contract used with the Commission on Special Events (CSE). This contract has been revised to include language for impacts of the pandemic regarding timing of payments to event producers and liability of public health order cancellations. Terms in the contract include phased payment schedule: 1st payment due upon CSE approval of event plan, within 60 days of the beginning of the event. 2nd payment due at event permit submittal, no sooner than 30 days prior to event. Final payment due at time of event recap to CSE post-event. Payments from the town must be returned if event is canceled.

Capital Projects Fund

Council requested additional information on the **Buffehr Creek turn lane project**. This intersection has been identified in the Vail Transportation Master Plan for improvements including a left turn lane. The most recent traffic counts from 2012/13 show peak hour left turns of 30 in the morning and 54 in the evening. CDOT code requires all access points off the Frontage Road with 25 or more left turns to have a left turn lane. The intent is to move this project forward when the Marriott Residence Inn moves forward to coincide with the Marriott's turn lanes, to take advantage of the economy of the scale of the project and to only disturb this area one time. At this time, staff is requesting design funds of \$100,000 in 2021 to design the turn with an anticipated construction occurring in 2022 (\$1M) with the Marriott Frontage Road improvements.

Real Estate Transfer Tax Fund

- Per Council's request, improvements to the **Ford Park parking lot entry** have been removed from the Real Estate Transfer Tax Fund. This was originally budgeted for \$400,000.
- Council requested more information on the **Actively Green program**, specifically the number of businesses that participate. In 2020, there were a total of 51 Vail businesses engaged in the Actively Green program including 3 businesses certified, 21 working to re-certify, 7 in progress for certification, and 20 businesses engaged in the program in other ways. Annual funding of that program is included in the proposed budget for \$40,000 as an annual contract with Walking Mountains.
- Given the increase of outdoor activities due the pandemic, Council requested an update of the **Front Ranger Program** from the US Fire Service. Through August, overall dispersed camp site visitation totaled 1,291. This is up a little over double compared to 2019 when there were 577 site visits. 2020 visitation resulted in 1,850 lbs of trash removal, 32 unattended fires (compared to 3 in 2019), removal of 95 rock rings, and 4 extinguished active fires with camper's present. 2020 summer trail visitation also increased. Through August, Booth Creek Falls trail head visitation totaled 34,754, an increase of 47% over 2019. Other trail heads also saw increased visitation with Courage Ridge up 13% and Pitkin Creek up 60% from 2019. The US Forest Service will be giving a more detailed presentation to Council at the December 1st meeting.

Dispatch Services Fund

Staff received final cost estimates for the annual maintenance agreement for the Dispatch Incident Management system. An additional \$30,000 was included in this budget to cover the full cost for 2021.

THE FOLLOWING INFORMATION IS REPEATED FROM THE NOVEMBER 3rd COUNCIL PACKET:

The purpose of this discussion is to provide feedback to staff prior to the first reading of the budget ordinance scheduled for November 17th. Information provided in this draft includes the proposed revenue and expenditures for all town funds, a summary of changes in personnel, funding recommendations for Council contributions and a fifteen-year capital plan.

Prior to today's draft, staff held several meetings to gather feedback from Council on preliminary budget assumptions. Staff held a budget preview meeting where preliminary revenue and

expenditure discussions took place, a Capital Improvement Plan meeting with a first look at 2021 proposed capital projects, and staffing and benefit meeting.

The following outcomes / feedback from these budget meetings were included in the creation of the 2021 budget proposal:

- Develop three budget scenarios according to the town’s recession plan: “Major”, “Crisis”, and “Critical”.
- Continue operating under the town’s “Crisis” level recession plan
- Conservatively budget 2021 revenues
- Modify the General Fund/Capital Projects sales tax split to 80/20 (generally 62/38)
- Maintain a 10% decrease to department operating budgets
- A performance-based merit range of 1 - 3%
- Explore opportunities to finance the Public Works shop building

After several budget meetings with each department, a draft of the proposed 2021 budget is presented to Council ***that prioritizes Council’s focus areas while maintaining the “Crisis” level recession plan.***

BUDGET OVERVIEW

The Town of Vail 2021 budget proposal presented in this document reflects the town’s vision to be the **premier international mountain resort community** in a fiscally responsible manner. Each year the Town Manager and staff prepare an annual budget that serves as a funding plan as determined by Town Council.

The 2021 budget was guided by the town’s Crisis Level recession plan. This budget focuses on recovery from the COVID-19 pandemic by conservatively projecting revenues and maintaining budget reductions across the organization while still prioritizing Council’s strategic goals found in both Council Action Plan and most recent Community Survey. These goals include ensuring citizens are afforded the opportunity to live and thrive in our community, providing a world class guest experience, balancing our economic, environmental and social needs to deliver a sustainable community as well as growing a vibrant and diverse economy.



Impacts of 2020 on the Budget Process:

With public health orders relating to the COVID-19 pandemic implemented by mid-March, local businesses and town services were dramatically impacted by stay at home orders and business closures. As a result, sales tax revenues took a dramatic down-turn until the early summer months when public health orders allowed a gradual opening. The Town, local businesses and non-profits partnered on new programs and safety measures to encourage safe openings of businesses. In response to the economic impacts, the town quickly implemented a Community Relief effort to help employees and locals receive assistance with rent, food, behavioral health and medical support. Later the town also implemented several economic recovery initiatives including Commercial Rent Relief program, music entertainment in the villages and Ford Park, among others. This winter the town is sponsoring warming areas around town and tent structures to expand restaurant seating capabilities. These efforts have contributed to a recovery of economic vitality in Vail.

2020 Sales Tax collections were hit hardest in March and April (down 48% and 71%, respectively). May (down 34%), June (down 36%) and July (down 17%) experienced a bit of a comeback. August and September exceeded expectations, with August down only 5% and September UP almost 9% (a record for September). The year-end forecast of \$22.3M is a 23% decrease from 2019 and conservatively assumes October thru December would come in 40% down from the prior winter. This forecast leads into the 2021 revenue assumptions in the “Revenue” section below.

The 2021 budget planning process includes three levels of financial planning for a Major, Crisis, and Critical recession should the public health situation improve or worsen. Revenues are projected for each recession plan level, and departments were tasked with creating an operating plan for each scenario. The budget proposal presented continues the Crisis level recession plan that the town implemented in May 2020. At this level sales tax is projected 25% down from the 2020 original budget. Should conditions improve, the “Major” level sales tax is projected at a 17% decrease from the 2020 original budget and if conditions worsen, the “Critical” phase assumes a 40% decrease in sales tax collections from 2020.

The chart below is a high-level depiction of the proposed budget for the town’s General Fund. It summarizes each phase of the town’s recession plan for 2021:

	“Major”	“Crisis”	“Critical”
Sales Tax Assumption	-17%	-24%	-40%
Revenue	\$43.4M	\$41.1M	\$35.3M
Expenditures	\$(42.4)M	\$(42.2)M	\$(37.8)M
Net	\$1.0M	\$(1.1)M	\$(2.5M)
Ending GF Fund Balance	\$36.0M	\$33.9M	\$32.5M
Min. Reserve 35% of Annual Revenues	83%	77%	74%

REVENUE (All Funds)**\$71.3M**

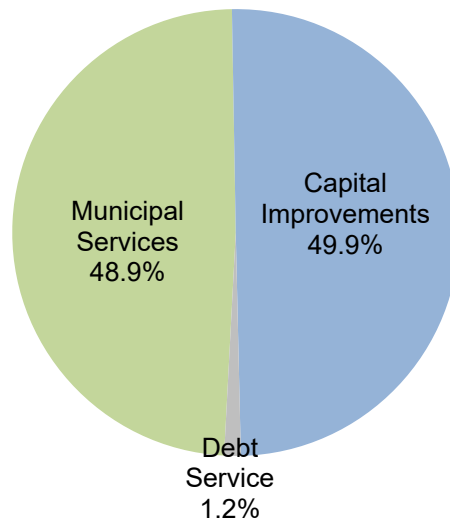
The town's 2021 budget is funded by a projected \$71.3 million net revenue budget across all of the town's funds. This is a 19.2% decrease from 2019 and an 6.8% decrease from the 2020 forecast. Sales tax is the town's main source of funding making up 32% of all revenues. 2021 Sales tax is conservatively proposed at \$22.5 million, down 24% from 2019 and flat with 2020 projections. Compared to 2019 this projection assumes a 30% decrease in sales tax collections for January through April, a 17% decrease May through October (flat with 2020), and a 20% decrease moving into the 2021/2022 ski season (November and December). Eighty percent of the estimated \$22.5 million in sales tax collections is budgeted to go towards General Fund operations and the remaining 20% to the Capital Projects Fund. Historically sales tax collections have been allocated with a split of 68% to the General Fund and 32% to the Capital Projects Fund. The change in the sales tax allocation was supported by Council to help maintain operating service levels for guests and the community. Capital projects were delayed or re-prioritized to accommodate the change in revenue split.

Other major 2021 revenue sources and projections include the following:

	Fund	2020 Forecast	2021 "Crisis"	Projections
Sales Tax	GF and Capital	\$22.5M	\$22.5M	Down 24% from 2019 Flat with 2020
RETT	RETT	\$ 8.0M	\$ 7.0M	Based on 5-year average; 2020 record year
Property Tax	GF	\$ 5.9M	\$ 6.0M	Flat with 2020 Re-assessment impacts 2022
Parking	GF	\$ 5.1M	\$5.0M	Down 25% from 2019 Down 1% from 2020
Lift Tax	GF	\$ 3.4M	\$3.5M	Down 34% from 2019 Down 1% from 2020
Construction Use Tax	Capital	\$ 1.8M	\$ 2.3M	Up 25% from 2020 Down 9% from 2019

Across all funds, 2021 expenditures are proposed at \$99.5 million. The Public Works shops expansion projects makes up \$17.2 million of that total. Without it, total spending of \$82.3M is down 4% from the 2020 original budget. Expenditures can be grouped into three main categories: municipal services, capital expenditures and debt service. For 2021, \$48.6 million or 48.9% represents municipal services while 49.9% or \$49.6.0 million represents capital expenditures. Debt service expenditures total \$1.2 million or 1.2% of expenditures.

**Where the Money Goes
2021 Budgeted Expenditures \$99.5M**



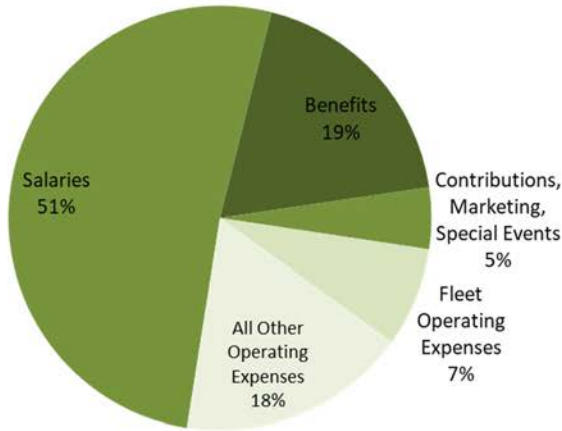
Debt Proposal

The town currently has no debt, but the 2021 budget proposes to finance the Public Works Shops expansion. Approximately \$17.2 million of the \$50.0 million capital budget is proposed for this project, offset by \$15.0 million in bond proceeds. Staff is recommending to finance the expansion based on a low-interest rate environment which would cost the town a total of approximately \$2.7 million over the life of the debt compared to the cost of waiting to cash-fund the project. Cash-funding would cost the town \$5.1 million in construction cost escalation of 3% per year, with the town unable to fund the project until 2028. Annual debt service payments estimated at \$1.2 million per year preserves capital project fund balance for other town initiatives within the 15-year capital plan such as bus replacements, public safety and technology improvements, snowmelt system replacement, and unforeseen future projects.

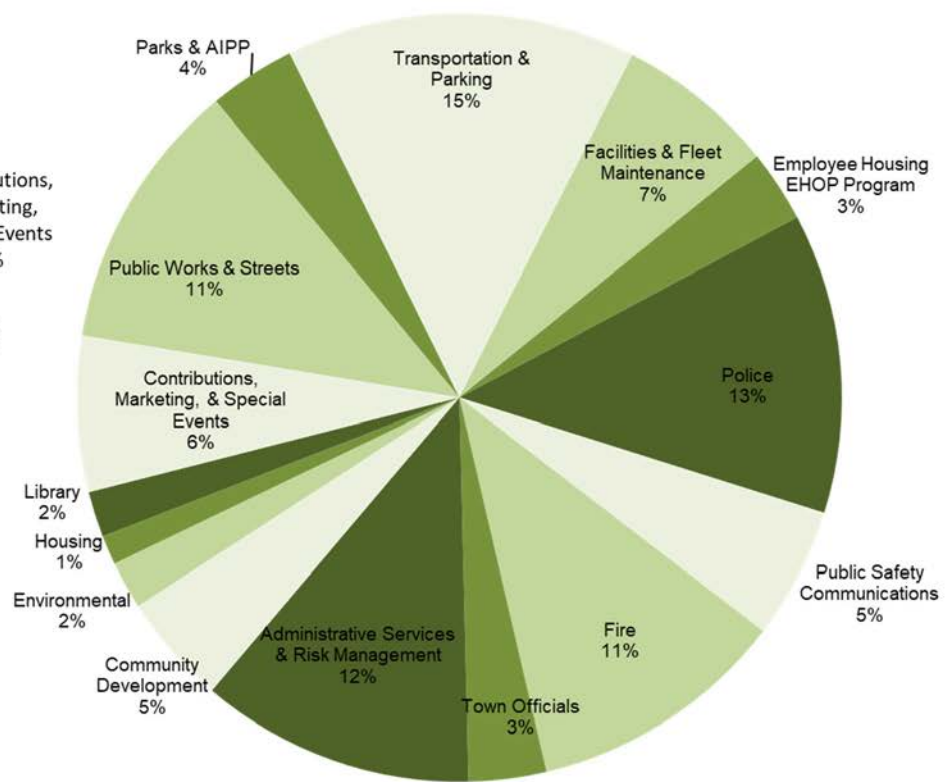
Municipal Services

Within the \$48.6 million municipal services budget, expenditures can be viewed by either category (personnel, marketing and special events, and other operating) or department.

**Where the Money Goes
Municipal Services by Category**



**Where the Money Goes
Municipal Services by Area**



As a service organization, the majority of Municipal spending is for personnel. Salaries and benefits total \$34.1M, or 70% of the operating expenditures.

Public Safety makes up 29% of municipal spending, followed by Public Works functions at 22%, Transit and Parking at 15%, Administration/Risk Management at 15%, and Contributions and Events at 6%

Please note that the Housing 1% is only department operations and does not include capital investment by the town in the InDEED program or other housing asset investments.

PERSONNEL (All Funds)**\$34.1M**

As a service industry, the majority of municipal services expenditures relates to staffing. For 2021, this represents \$34.1 million or 70% of the municipal services budget.

Compensation

In response to economic impacts of the COVID-19 pandemic and implementation of the town’s recession plan, hiring and wage freezes were implemented starting in March 2020. Vacant positions have also remained unfilled. The 2021 budget proposes to unfreeze wages with a 1-3% merit increase based on employee performance upon the review of economic conditions during the first quarter of 2021. The 2021 budget also proposes minimal changes to the town’s health plan structure with no price increase to employees or departments and includes the continuation of programs resulting from the “Great Place to Work Committee” including the Vacation Reinvestment Program where employees can reinvest 40 hours of unused vacation into their 457 retirement account or medical savings account, and the \$800 Employee Wellness benefit.

Headcount

The town’s operations are proposed to be supported by 336.5 full time equivalent (FTE) positions in 2021, a 5.2 (or 1.6%) increase from 2020. A total of four positions previously approved in the Original 2020 budget but later frozen have been authorized to be filled starting either January 1, or after the first quarter of 2021. The headcount also includes “catch-up” additions that were approved during 2020. Changes to headcount included in the 2021 budget include:

Position	FTE Count	Status	Included in 2021
Fire Inspector	1.0	Approved 2020; Frozen	√
Construction Manager	1.0	Approved 2020; Frozen	√
Environmental Coordinator	1.0	Approved 2020; Frozen	Funded 2 nd Qtr
Sr. Planner – Comm Dev	1.0	Approved 2020; Frozen	Funded 2 nd Qtr
Seasonal Maintenance Wkr	2.0	Approved 2020 (4 Seas)	√
Financial Analyst	1.0	Approved 2020	√
Police Admin	0.25	Approved 2020	√
Risk Management	0.20	Approved 2020	√
Housing – Planner 1	1.0	New	√
Econ Dev – Admin	0.5	New	√
Environment – Admin	0.25	New	√

DEPARTMENT SPENDING (All Funds)**\$8.6M**

Departmental spending (also labeled as “**All Other Operating Expenses**” in the chart above) is proposed at \$8.6M for 2021. The majority of operating expenses are funded by the General Fund (\$7.7M). The remaining is funded by the Real Estate Transfer Tax Fund (Environmental

Sustainability, Forest Health, Parks, and Public Art), Dispatch Services Fund, and the Heavy Equipment Fund (Fleet). For 2021 departments were directed to maintain the 10% budget reductions put in place in 2020 as part of the Crisis level recession plan.

CONTRIBUTIONS AND EVENTS (All Funds) **\$2.3M**

The 2021 budget proposes a total of \$2.3 million which includes funding for special events (\$1.8 million) and Council Contributions (\$474K).

Special events spending of \$1.8M is reported in the Marketing fund, using \$335K of business license revenue along with (\$1.5M) funded by a transfer from the General Fund. Overall event spending reflects a reduction of 43% (\$1.38 million) from the 2020 original budget. The majority of this reduction (\$1.34M) is due to the cancellation of some of the larger Council funded events such as the Burton US Open, Snow Days, and Spring Back to Vail. During 2020, Council approved a new funding category called “Ambient and Music Events”. This category will provide funding for seasonal ambient and music entertainment in Vail Village and Lionshead with the goal of enhancing the guest experience in order to aid in economic recovery efforts. The 2021 budget proposes \$300,000 for Ambient and Music Entertainment Events.

Council Contributions includes funding for programming of various non-profit organizations within the “Services” category, with \$474K proposed in the 2021 budget as well as “In-Kind” contributions of days at Dobson Ice Arena, waived rental fees at Donovan Pavilion and parking coupons.

See page 20 for contribution requests and staff recommendations. For most requests, staff is recommending a 30% reduction in funding compared to the 2020 original funding levels to stay within the town’s “Crisis” recession plan.

<u>CAPITAL EXPENDITURES</u>	<u>\$49.6M</u>
------------------------------------	-----------------------

Total funding for the 2021 capital improvements programs is \$43.6 million across the Capital Projects Fund, Real Estate Transfer Tax Fund, Housing Fund and Heavy Equipment Fund (Information on the Heavy Equipment Fund included on pg. 13 of this memo). The largest project being proposed in the 2021 budget is the expansion of the public works facility. The total cost of this project is \$19.6 million with \$17.2 million of that included in 2021. Without this, the 2021 capital improvements program totals \$32.4 million, a 6% decrease from the 2020 original budget.

During the October 6th work session, staff provided Council with a preliminary fifteen-year capital plan for the Capital Projects Fund, Housing Fund, and Real Estate Transfer Tax Fund. Several significant projects were presented during this meeting. Council was asked to prioritize capital projects and provide feedback on the current plan. **Outcomes from this meeting including changes to the 2021 capital plan as well as additional information as requested by Council is included below.**

CAPITAL PROJECTS FUND **\$39.3M**

Public Works Shop Expansion (\$19.6M over 2020/2021)

The Public Works Shops Building was built in 1979. Expansion of service levels over the past 40 years have surpassed the capacity of the current space. Efficiency, functionality, and safety are a growing concern. Improvements were approved by Town Council to move forward with construction in 2020 and the project has now successfully gone through PEC and DRB approvals. However, due to the economic impacts of COVID-19, construction was put on hold.

The attached 15-year capital plan includes the assumption that Town Council would proceed with the PW shops utilizing a financing option. Staff is recommending that Town Council consider this option given the magnitude of this project, the significant cost should the town delay for a number of years, and the opportunity with the current bond market pricing.

Vail Village Streetscape/Snowmelt Replacement (\$1.25M)

Council requested additional information on the urgency of this project. Due to the 20-year age and the uniqueness of the design of the system at the time of installation, the manifold joints do not fit the piping correctly in the village core portions of the system therefore causing leaks in the system. In order to keep the joints from leaking, the snowmelt system is run at a higher temperature than needed in order to expand the piping which creates a better seal with the joints. This is costing the town an estimated additional \$75,000 per year and over 1,000 tons of excess greenhouse gas (GHG). This is not an environmentally sustainable model. There are also numerous areas of rusted pipes that have the potential to cause a major leak. If at any point there was a major leak in the snowmelt system it may need to be turned off for an extended period of time for major repairs. Staff recommends keeping this in the 2021 budget as a placeholder. Staff will continue to investigate more energy efficient alternatives and bring this topic back to Council at a later date with more information.

Replacement of Body Worn Cameras and Digital Evidence Storage System (\$170.8K)

Council requested additional information for the replacement of the Police Department's body worn cameras, tasers and accompanying evidence tracking. The town's current body worn camera system has reached the end of its lifecycle and needs to be replaced to comply with recent legislation. This new law mandates that all police departments issue body worn cameras to its officers and that the camera must be automatically triggered if a taser or firearm is released from the gun belt. If an officer fails to activate their camera (even if by accident) when involved in enforcement activities, they will now be in violation of the new law. The new proposed body worn cameras system will turn on automatically thus limiting liability to town officers. The new system would also require replacing in-car video cameras and police interview room cameras while also implementing a new digital evidence storage system to maintain all video footage. Currently the PD is using Laserfiche which was never designed to house digital evidence. The body worn cameras and evidence storage systems is proposed as a cost of \$170.8K with an annual cost of \$101.5K for the next four years.

Donovan Pavilion (\$850M)

This project is currently budgeted across both 2020 and 2021 and includes the relocation of the heating/ventilation system to the building's exterior. Other improvements include adding storage space, a bride's room/staging area/office, interior paint and light fixtures. With cancellations from COVID, there is an opportunity to complete this project without further revenue impacts. If delayed, the project would impact future bookings and revenue generation. Staff would like you request to start this project in 2020.

Booth Falls Turn Lane (\$1.1M)

This project was moved to the Unfunded list until a funding agreement is reached with Vail Mountain School per Council's recommendation that the school cover the cost of this improvement necessary due to school capacity and traffic.

REAL ESTATE TRANSFER TAX FUND

\$6.9M

Ford Park Entry Improvements (\$400K)

Council requested additional information on the improvements and relocation of the Ford Park parking lot entry. Included on page 45 is a project narrative with a preliminary site plan image. The majority of the cost of this project would go towards extending the current turn lane and

creating a new entry road to allow for additional vehicle queuing space. Relocating the entry way to the Ford Park parking lot would ease congestions on Frontage Rd and provide for safer entry into the parking lot. This project would be tied to the parking system replacement project. **Per Council's request this project has been removed from the capital budget.**

HOUSING FUND

\$2.5M

As a significant priority of the “*Community*” goals within the Council Action Plan the Housing Fund continues to include an annual amount of \$2.5M to continue the success of the Vail INDEED Program. To date, the program has added approximately 153 deed restrictions at an average cost of \$63,000 per deed restriction. In addition, the town has pursued local and regional housing opportunities including an opportunity to shift the planned Vail Resort’s housing at Booth Heights to a new location at Middle Creek. Over the last four years, Town Council has demonstrated a commitment to this goal with budgeted funding of \$17.1M not including a \$4.3M subsidy of the Chamonix Neighborhood homes. The Housing department will continue to pursue opportunities such as the “CDOT Parcel” in East Vail, the state-owned parcel in Eagle-Vail, among others. Site feasibility costs have been included in the General Fund operating budget.

RESERVES (All Funds)

Between 2020 and 2024, the town is projected to lose up to \$24.0 million in sales tax collections due to economic impacts of the pandemic and recovery period. This includes more positive revenue assumptions than previously presented to Council as the summer months have improved. To highlight this improvement, staff originally projected having to use up to \$7.2 million in General Fund reserves under the Crisis level of the town’s recession plan. Due to both increased revenues and expected expenditure savings, the 2020 Forecast currently projects a use of General Fund reserves of \$1.3M. The draft 2021 proposed budget anticipates using General Fund reserves of \$1.1M.

With budgetary assumption of 2021 flat with 2020 forecast, and 10% growth each year thereafter, the town will return to 2019 levels of revenue by 2024. This has dramatically impacted both operations and cash-funding of major capital projects.

By the end of 2021, reserves are projected to be \$33.9 million in the General Fund, or 77% of annual revenues in a normal year. This is well above the 35% minimum required by Town Council as a budgetary policy. Town-wide reserves are projected to be \$71.6 million at the end of 2021.

OTHER FUNDS

Marketing Fund

Marketing Fund revenues are generated through the collection of annual business license fees. Budgeted revenue for 2021 of \$335,000 is projected flat with the 2020 forecast. The Marketing Fund is also funded by a Transfer from the General Fund in order to maintain the level of spending on Special Events.

Heavy Equipment Fund

This is an internal services fund that manages the maintenance and repair of town vehicles and equipment and the purchase of replacement vehicles other than buses and fire trucks. Costs are charged back to the departments based on their use of the vehicles and equipment. The Heavy Equipment Fund (HEF) includes approximately \$1,253,000 to purchase replacement vehicles and equipment in 2021. The vehicles are scheduled to be replaced at determined intervals based on age and use. Funding for the HEF consists of internal charges to departments as well as costs recovered through the sale or trade-in of old equipment. Projected fund balance is \$1.8 million for the end of 2021.

Health Insurance Fund

This is an internal services fund that manages the town's health insurance plans. Costs are charged back to the town departments and employees through payroll deductions. The town experienced low claims activity in 2020, most likely due to the pandemic causing deferrals of elective procedures. 2021 proposed budget includes an increase to claims expense assuming a "catch-up" on some of these health matters. Due to this fund accumulating a fairly large fund balance, the 2021 proposed budget anticipates use of reserves, in order to stabilize annual cost increases to both departments and employees. Projected fund balance is \$3.7 million for the end of 2021.

Dispatch Services Fund

This is an enterprise fund that manages county-wide 911 emergency services. The 2021 budget proposal does not include any capital expenditures and has temporarily suspended a 5% annual charge to participating agencies that is allocated to a capital reserve account. This annual contribution is approximately \$90K each year and results in an overall 8% decrease to the agencies. The Dispatch Services Fund will need to use approximately \$106K in reserves in 2021, with a remaining fund balance of \$1.3M.

Timber Ridge Enterprise Fund

The 10-acre property at Timber Ridge is owned by the town, with the eastern half of the property under a ground lease to Lion's Ridge Apartment Homes with no lease payment for ten years (2025). Lion's Ridge has an option to purchase the land for \$5.0 million with notification to the town by December 31, 2024 and closing within 90 days.

Regarding the western half of the property, the original Timber Ridge Apartments operate with rental of 96 units (54 units under master lease to Vail Resorts). The 2021 proposed operating budget includes only minimal capital improvements (\$25K) but uses reserves to pay off a \$1.9 million promissory note to the Town of Vail that would have matured in 2032. After this payment, the Timber Ridge fund balance will total \$653K. Timber Ridge will remain indebted to the town, with another promissory note (\$8M original principal amount). Each year debt service payments are made. At the end of 2020, Timber Ridge owes principal of \$5.5 million on that remaining note. Redevelopment of this property will be pursued in the next three years.

III. ACTION REQUESTED OF COUNCIL

Staff requests feedback from Council in preparation for the second reading of the 2021 Budget scheduled for December 1st.

REVENUE

**Major Revenue Analysis
2021 Proposed Budget**

	2014	2015	2016	2017	2018	2019	2020	2020	2021	
	Actual	Actual	Actual	Actual	Actual	Actual	Amended	Forecast	Proposed	Comments
General Sales Tax	23,881,130	25,141,932	25,763,244	25,591,483	27,886,113	29,250,698	16,800,000	22,500,000	22,500,000	2021 proposed flat with 2020 forecast and nearly 25% down from 2019; Still at "Crisis" level
	8.6%	5.3%	2.5%	-0.7%	9.0%	4.9%	-42.6%	-23.1%	0.0%	
RETT Tax	6,849,449	6,965,617	6,843,356	6,313,611	7,649,013	7,224,668	6,300,000	8,000,000	7,000,000	2021 based on 5 year average; 2020 record year
	44.9%	1.7%	-1.8%	-7.7%	21.2%	-5.5%	-12.8%	10.7%	-12.5%	
Parking Revenue	4,528,137	4,948,993	5,230,062	4,902,756	6,416,013	6,720,873	4,214,400	5,100,000	5,040,655	2021 down 1% from 2020 Forecast and decrease of 25% from 2019
	17.9%	9.3%	5.7%	-6.3%	30.9%	4.8%	-37.3%	-24.1%	-1.2%	
Property & Ownership Tax	4,358,411	4,389,241	4,911,842	4,940,193	5,313,730	5,369,376	5,900,000	5,900,000	5,975,000	Per County Assesor ;Gallagher impact will hit in 2022
	0.1%	0.7%	11.9%	0.6%	7.6%	1.0%	9.9%	9.9%	1.3%	
Lift Tax Revenue	4,351,624	4,763,956	5,032,970	4,708,765	5,103,480	5,341,369	3,880,000	3,456,000	3,500,000	2021 proposed flat with 2020 forecast and a 34% decrease from 2019 actuals
	15.1%	9.5%	5.6%	-6.4%	8.4%	4.7%	-27.4%	-35.3%	1.3%	
Construction Fees	2,608,807	1,949,884	1,552,569	1,628,471	2,958,948	1,998,540	1,694,000	1,921,366	1,900,000	2021 flat with 2020 forecast; includes Marriott Residence Inn, Park Meadows, Elevation & Lion's View
	4.4%	-25.3%	-20.4%	4.9%	81.7%	-32.5%	-15.2%	-3.9%	-1.1%	
Construction Use Tax	1,803,853	2,220,168	1,688,841	1,740,754	3,689,131	2,467,928	1,800,000	1,800,000	2,250,000	2021 25% increase from 2020 forecast mainly due to new developments; Down 9% from 2019 2018 included \$1.9M from Vail Health project
	0.2%	23.1%	-23.9%	3.1%	111.9%	-33.1%	-27.1%	-27.1%	25.0%	
Other Taxes	1,829,591	1,886,347	1,812,997	1,803,508	1,982,124	2,089,579	1,988,600	2,148,600	2,093,672	County sales tax (based on TOV sales tax), Road & Bridge, Hwy users revenue, Tobacco tax, etc.
	5.6%	3.1%	-3.9%	-0.5%	9.9%	5.4%	-4.8%	2.8%	-2.6%	
Federal / County Grants	474,399	152,193	184,827	169,883	1,546,528	1,035,711	2,283,747	2,253,747	550,000	2021 includes \$250K for Federal Transit Grant and \$250K Hope Center Grant; \$20K Lottery Funds 2020 \$1.1M FASTER electric bus chargers grant; \$525K CDOT bus grant; \$250K PD Hope Grant 2019:\$895 Federal Bridge Rd Bridge Grant 2018 includes \$700K CDOT Water Quality "TAP" grant; \$675.1K FASTER bus grant
	-45.6%	-67.9%	21.4%	-8.1%	810.3%	-33.0%	120.5%	117.6%	-75.6%	
Earnings on Investments	674,027	271,896	191,992	563,885	1,123,184	2,206,334	700,719	500,000	450,000	Based on available fund balance and investment returns assumed at 0.05%
	57.9%	-59.7%	-29.4%	193.7%	99.2%	96.4%	-68.2%	-77.3%	-10.0%	
Rental Income	1,044,463	1,028,950	1,019,509	1,027,199	1,064,569	1,139,700	875,257	875,257	1,020,531	2021 includes Donovan Pavilion at 30% decrease from 2019;employee housing rentals and parking structure leases; Increase due to Donovan bookings compared to COVID cancellations in 2020
	24.2%	-1.5%	-0.9%	0.8%	3.6%	7.1%	-23.2%	-23.2%	16.6%	
E911 and Interagency Dispatch	1,931,359	1,896,010	1,918,590	2,008,451	2,055,844	2,159,084	2,174,982	2,174,982	2,098,742	Funding by E911 Authority Board and participating agencies Temporary elimination of 5% capital reserve charge
	-2.6%	-1.8%	1.2%	4.7%	2.4%	5.0%	0.7%	0.7%	-3.5%	
Vail Reinvestment Authority Transfers	3,049,280	2,757,637	3,546,063	4,179,718	4,599,998	3,804,281	1,655,291	1,880,231	9,550,000	2021: \$7.5M Vail Health Frontage Rd Improvements; \$2M CGOL relocation
	65.5%	-9.6%	28.6%	17.9%	10.1%	-17.3%	-56.5%	-50.6%	407.9%	
Sale of Chamonix Housing Units	-	-	-	-	17,748,304	-	-	-	0.0%	
Project Reimbursement Red Sandstone	-	-	-	-	5,800,000	-	-	-	0.0%	2018: \$4.3M from Vail Resorts; \$1.5 from Eagle County School District cost share of RSES parking structure
CARES Transit Grant					-	-	1,347,000	1,347,000	-	
CARES Grant - State share					-	-	-	1,449,000	-	
All Other Revenue	7,522,484	9,577,305	7,783,483	7,358,044	8,339,104	9,413,132	7,056,369	6,825,624	7,381,199	In general, this item includes franchise fees, fines and forfeitures, employee portion of healthcare premiums, license revenue, administration fees collected from VLMD and RETT and other charges for service such as out of district fire response and Police contracted services. It may also include use of Traffic Impact fees or Holy Cross Community Enhancement Funds
	59.2%	27.3%	-18.7%	-5.5%	13.3%	12.9%	-25.0%	-27.5%	8.1%	
Total Revenue	64,907,014	67,950,130	67,480,345	66,936,720	103,276,083	80,221,274	58,670,365	68,131,807	71,309,799	
% compared to Prior Year	21.1%	4.7%	-0.7%	-0.8%	54.3%					
					19.1%				-6.8%	vs. 2020 Forecast (without VRA transfer)
									-19.2%	vs. 2019 Actual (without VRA transfer)

EXPENDITURES

TOWN OF VAIL 2021 PROPOSED BUDGET
SUMMARY OF REVENUE, EXPENDITURES AND CHANGES IN FUND BALANCE
GENERAL FUND

	2019 Actual	2020 Budget	2020 Amended	2020 Forecast	2021 Proposed "Major"	2021 Proposed "Crisis"	2021 Proposed "Critical"
Revenue							
Local Taxes:	\$ 29,250,698	\$ 28,524,000	\$ 16,800,000	\$ 22,500,000	\$ 24,386,000	\$ 22,500,000	\$ 17,600,000
Sales Tax Split b/t Gen'l Fund & Capital Fund	57/43	62/38	68/32	68/32	80/20	80/20	80/20
Sales Tax	16,790,000	17,685,000	11,424,000	15,300,000	19,509,000	18,000,000	14,080,000
Property and Ownership	5,369,376	5,900,000	5,900,000	5,900,000	5,900,000	5,975,000	5,900,000
Ski Lift Tax	5,341,369	5,300,000	3,880,000	3,456,000	3,800,000	3,500,000	3,200,000
Franchise Fees, Penalties, and Other Taxes	1,201,539	1,175,440	1,575,440	1,575,440	1,650,000	1,609,903	1,550,000
Licenses & Permits	2,207,918	2,400,000	1,921,366	1,934,383	2,100,000	2,099,513	2,050,000
Intergovernmental Revenue	2,297,868	2,075,088	2,136,502	2,087,260	2,105,224	2,074,872	1,888,070
CARES Transit Grant	-	-	1,347,000	1,347,000	250,000	250,000	250,000
CARES Grant	-	-	1,449,435	1,449,435	-	-	-
Transportation Centers	6,720,873	6,360,000	4,214,400	5,100,000	5,500,000	5,040,655	4,030,000
Charges for Services	1,144,658	1,025,918	1,009,487	1,009,487	1,009,487	977,095	975,000
Fines & Forfeitures	211,089	250,476	250,476	250,476	225,642	225,642	225,642
Earnings on Investments	863,199	500,000	200,000	200,000	200,000	200,000	200,000
Rental Revenue	1,139,700	1,093,178	875,258	844,615	1,020,000	1,020,531	845,000
Miscellaneous and Project Reimbursements	379,958	251,000	148,919	148,202	170,000	166,000	150,000
Total Revenue	43,667,547	44,016,100	36,332,283	40,602,298	43,439,353	41,139,211	35,343,712
Expenditures							
Salaries	19,482,614	20,499,231	19,338,913	19,338,913	20,967,091	20,736,671	19,338,913
Benefits	7,153,063	7,377,769	7,102,583	7,102,583	7,615,274	7,522,674	7,102,583
Subtotal Compensation and Benefits	26,635,677	27,877,000	26,441,496	26,441,496	28,582,365	28,259,345	26,441,496
Contributions and Welcome Centers	290,317	289,626	283,465	310,000	310,000	334,880	283,465
All Other Operating Expenses	7,491,844	8,194,158	7,734,602	7,734,602	7,784,450	7,739,260	6,145,619
Heavy Equipment Operating Charges	2,540,207	2,530,419	2,260,327	2,260,327	2,403,898	2,642,320	1,897,814
Heavy Equipment Replacement Charges	705,971	845,122	845,122	845,122	802,866	831,728	633,842
Dispatch Services	669,590	661,194	661,194	661,194	616,306	616,306	616,306
Total Expenditures	38,333,606	40,397,519	38,226,206	38,252,741	40,499,885	40,423,839	36,018,541
Transfer to Marketing & Special Events Fund	(2,542,788)	(2,866,211)	(2,156,845)	(1,725,000)	(1,550,000)	(1,475,184)	(1,475,184)
Total Transfers	(2,587,519)	(2,866,211)	(2,156,845)	(1,725,000)	(1,550,000)	(1,475,184)	(1,475,184)
Planning Projects							
Vail 2030	-	(300,000)	-	-	-	-	-
Civic Area/Dobson Master Plan	(327,897)	(250,000)	(200,000)	(200,000)	(100,000)	(100,000)	(100,000)
West Vail Master Plan	-	(325,000)	(325,000)	(325,000)	(225,000)	(225,000)	(225,000)
COVID-19							
Gift Card Program	-	-	(110,000)	(160,000)	-	-	-
Winter Operations Tenting Program	-	-	(800,000)	(600,000)	-	-	-
Vail Community Relief Fund	-	-	(500,000)	(375,000)	-	-	-
COVID-19 operating expenses	-	-	(141,000)	(250,000)	-	-	-
Commerical Rent Relief Program	-	-	(1,000,000)	(50,000)	-	-	-
Total Expenditures	41,249,022	44,138,730	43,459,051	41,937,741	42,374,885	42,224,023	37,818,725
Surplus (Deficit) Net of Transfers & New Programs	2,418,525	(122,630)	(7,126,768)	(1,335,443)	1,064,468	(1,084,812)	(2,475,013)
Beginning Fund Balance	33,888,139	32,144,411	36,306,665	36,306,665	34,971,222	34,971,222	34,971,222
Ending Fund Balance	\$ 36,306,665	\$ 32,021,782	\$ 29,179,896	\$ 34,971,222	\$ 36,035,689	\$ 33,886,410	\$ 32,496,208
As % of Annual Revenues	83%	73%	66%	79%	83%	77%	74%
EHOP balance included in ending fund balance - not spendable	\$ 890,000	\$ 890,000	\$ 1,190,000	\$ 1,190,000	\$ 1,190,000	\$ 1,190,000	\$ 890,000

PERSONNEL

**TOWN OF VAIL 2021 BUDGET
SUMMARY OF CHANGES IN PERSONNEL
FROM 2020 ORIGINAL BUDGET TO 2021 BUDGET**

Comments

Full-time Regular Positions

HR Safety and Risk Analyst	0.20	Convert Safety and Risk Analyst to fulltime
Housing Professional	1.00	Add fulltime Housing Professional
Economic Development Admin part time	0.50	Add part time Economic Development Admin
Environmental Admin	0.25	Environmental Administrative support 10 hours/week
2021 Full-time Proposed Positions	1.95	

Full-time Regular Catch-up

Financial Analyst	1.00	2020 Catch-up full time Financial Analyst
PD Admin	0.25	2020 Catch-up to convert PD Admin to fulltime
Full-time Catchup	1.25	

Total Full-time Regular Positions: 3.20

Seasonal Positions Catch-up

Maintenance Worker	2.00	Fixed Term Seasonal Street Maintenance Workers for winter tenting and warming area monitoring, snow removal, cleaning
Total Seasonal Positions:	2.00	

Total Changes to FTE Count: 5.20

TEN-YEAR SUMMARY OF BUDGETED POSITIONS BY DEPARTMENT

Department	2012	2013	2014	2015	2016	2017	2018	2019	2020	2021	2021 Positions Change	
Full-Time Regular Positions - Funded by TOV												
Town Officials	4.43	4.43	4.43	3.43	3.43	3.43	3.43	4.43	3.43	3.43	0.00	
Administrative Services	19.35	19.40	21.40	24.60	25.10	29.60	29.60	29.60	32.60	34.30	1.70	1.0 Budget Analyst; 0.2 HR Safety and Risk; 0.5 Econ Dev. Admin
Community Development	13.85	13.85	12.85	13.85	12.85	12.00	13.00	11.50	12.00	12.00	0.00	
Housing	-	-	-	-	-	2.00	2.00	2.00	2.00	3.00	1.00	Housing Professional
Environmental Sustainability	-	-	-	-	-	-	-	3.00	4.00	4.25	0.25	Enviro Admin 10 hours/week
Fire	24.00	24.50	25.50	28.50	29.50	30.50	36.50	37.50	38.00	38.00	0.00	
Police and Communications	54.75	54.25	54.25	55.25	56.25	56.25	57.25	57.75	57.75	58.00	0.25	Convert PD Admin to Fulltime
Library	6.55	6.55	6.55	6.55	6.55	6.55	6.55	6.55	6.55	6.55	0.00	
Public Works, Streets & Roads, Landscaping	30.80	30.80	34.30	36.30	40.30	40.80	41.80	43.30	44.30	44.30	0.00	
Transportation & Parking	31.00	31.00	39.50	39.50	47.50	47.00	47.00	47.50	47.50	47.50	0.00	
Fleet Maintenance	12.00	12.00	12.00	11.00	11.00	12.00	12.00	12.00	12.00	12.00	0.00	
Facility Maintenance	18.00	16.00	16.00	17.00	17.00	17.00	17.00	17.00	17.00	17.00	0.00	
Total Full-Time Regular	214.73	212.78	226.78	235.98	249.48	257.13	266.13	272.13	277.13	280.33	3.20	
Fixed Term Employees												
Administrative Services	-	0.50	-	-	1.00	1.00	1.00	1.00	1.00	1.00	0.00	
Community Development	-	-	-	-	-	1.00	1.00	-	-	-	0.00	
Police and Communications	-	-	-	-	1.00	1.00	-	-	-	-	0.00	
Public Works, Streets & Roads, Landscaping	-	-	-	-	-	-	-	-	1.00	1.00	0.00	
Capital Projects	0.50	0.50	-	-	-	-	-	-	-	-	0.00	
Document Imaging	1.00	1.00	1.00	-	-	-	-	-	-	-	0.00	
Total Fixed-Term	1.50	2.00	1.00	0.00	2.00	3.00	2.00	1.00	2.00	2.00	0.00	
Externally Funded Employees												
Police and Communications	10.00	10.00	10.00	9.00	8.00	8.00	8.00	9.00	9.00	9.00	0.00	
Total Externally Funded	10.00	10.00	10.00	9.00	8.00	8.00	8.00	9.00	9.00	9.00	0.00	
Total Full-Time Employees	226.23	224.78	237.78	244.98	259.48	268.13	276.13	282.13	288.13	291.33	3.20	

TEN-YEAR SUMMARY OF BUDGETED POSITIONS BY DEPARTMENT

Department	2012	2013	2014	2015	2016	2017	2018	2019	2020	2021	2021 Positions Change
Seasonal Positions - Funded by TOV											
Town Officials	0.00	0.00	0.00	0.00	0.00	0.00	0.00	0.00	0.00	0.00	0.00
Administrative Services	1.94	1.94	1.94	1.69	1.19	2.29	2.29	2.29	2.20	2.20	0.00
Community Development	0.25	0.25	0.25	0.25	0.00	0.00	0.00	0.00	0.00	0.00	0.00
Fire	13.70	13.70	12.70	9.61	10.07	9.00	3.00	2.50	2.50	2.50	0.00
Police and Communications	0.00	0.00	0.00	0.00	0.00	0.00	0.00	0.00	0.00	0.00	0.00
Library	1.70	1.70	1.70	2.20	2.40	2.40	2.40	2.40	2.40	2.40	0.00
Public Works/ Streets & Roads/Landscaping	10.94	12.38	9.14	8.64	7.20	8.66	8.66	9.16	9.16	11.16	2.00
Transportation & Parking	27.46	27.46	20.30	19.84	19.00	19.00	20.52	20.52	25.96	25.96	0.00
Fleet Maintenance	0.25	0.25	0.00	0.00	0.00	0.00	0.00	0.00	0.00	0.00	0.00
Facility Maintenance	1.38	1.38	0.92	0.92	0.92	0.92	0.92	0.92	0.92	0.92	0.00
Total Seasonal / Part-Time	57.62	59.06	46.95	43.15	40.78	42.27	37.79	37.79	43.14	45.14	2.00
All FTE's (Full-Time Equivalents)											
Town Officials	4.43	4.43	4.43	3.43	3.43	3.43	3.43	4.43	3.43	3.43	0.00
Administrative Services	21.29	21.84	23.34	26.29	27.29	32.89	32.89	32.89	35.80	37.50	1.70
Community Development	14.10	14.10	13.10	14.10	12.85	13.00	14.00	11.50	12.00	12.00	0.00
Housing	0.00	0.00	0.00	0.00	0.00	2.00	2.00	2.00	2.00	3.00	1.00
Environmental Sustainability	0.00	0.00	0.00	0.00	0.00	0.00	0.00	3.00	4.00	4.25	0.25
Fire	37.70	38.20	38.20	38.11	39.57	39.50	39.50	40.00	40.50	40.50	0.00
Admin	2.00	2.00	2.00	2.00	2.00	2.00	2.00	2.00	2.00	2.00	0.00
Patrol	28.00	28.00	28.00	28.00	28.00	28.00	28.00	29.00	29.00	29.00	0.00
Investigation	5.00	5.00	5.00	5.00	6.00	6.00	6.00	6.00	6.00	6.00	0.00
Records	4.75	4.25	4.25	4.25	4.25	4.25	4.25	4.75	4.75	5.00	0.25
Dispatch	25.00	25.00	25.00	25.00	25.00	25.00	25.00	25.00	25.00	25.00	0.00
Police and Dispatch Total	64.75	64.25	64.25	64.25	65.25	65.25	65.25	66.75	66.75	67.00	0.25
Library	8.25	8.25	8.25	8.75	8.95	8.95	8.95	8.95	8.95	8.95	0.00
Public Works, Streets & Roads	41.74	43.18	43.44	44.94	47.50	49.46	50.46	52.46	53.46	55.46	2.00
Transportation & Parking	58.46	58.46	59.80	59.34	66.50	66.00	67.52	68.02	73.46	73.46	0.00
Fleet Maintenance	12.25	12.25	12.00	11.00	11.00	12.00	12.00	12.00	12.00	12.00	0.00
Facility Maintenance	19.38	17.38	16.92	17.92	17.92	17.92	17.92	17.92	17.92	17.92	0.00
Capital Projects / Fixed Term	1.50	1.50	1.00	0.00	0.00	0.00	0.00	0.00	1.00	1.00	0.00
Total FTE's	283.85	283.84	284.73	288.13	300.26	310.40	313.92	319.92	331.27	336.47	5.20

4.0 Maintenance Workers - winter season

1.6%

**Town of Vail
Employee Benefits**

	2019		2020		2021	
	Actual	% Salary	Budget	% Salary	Budget	% Salary
Full-Time Regular Employees						
Fee Based						
Health Insurance	3,882,353	19.56%	4,158,943	19.75%	4,304,906	20.44%
Group Term Life, Disability & Accidental Death	285,903	1.44%	243,000	1.15%	257,676	1.22%
Wellness Benefit	0	0.00%	-	0.00%	-	0.00%
Lifestyle Account	195,394	0.98%	275,000	1.31%	225,000	1.07%
Sworn Officer Death and Disability Insurance	134,234	0.68%	122,500	0.58%	142,140	0.67%
Subtotal Fee Based	<u>4,497,884</u>	<u>22.66%</u>	<u>4,799,443</u>	<u>22.79%</u>	<u>4,929,722</u>	<u>23.41%</u>
Payroll Based						
Pension Contribution	2,787,356	14.05%	3,298,360	15.66%	3,097,040	14.70%
Medicare	276,380	1.39%	305,408	1.45%	301,310	1.43%
Workers' Compensation Insurance	202,813	1.02%	265,000	1.26%	236,000	1.12%
Unemployment Compensation Insurance	63,040	0.32%	84,250	0.40%	83,120	0.39%
Subtotal Payroll Based	<u>3,329,589</u>	<u>16.78%</u>	<u>3,953,018</u>	<u>18.77%</u>	<u>3,717,470</u>	<u>17.65%</u>
Total Full-Time Benefits	<u><u>7,827,473</u></u>	<u><u>39.44%</u></u>	<u><u>8,752,462</u></u>	<u><u>41.55%</u></u>	<u><u>8,647,192</u></u>	<u><u>41.61%</u></u>
Part-Time and Seasonal Employees						
Fee Based						
Wellness Benefit	70,238	4.34%	8,500	0.45%	8,500	0.45%
Wellness Benefit - Boards	0	0.00%	9,500	0.50%	9,100	0.48%
Mini-Med Program						
Health Insurance	517,647	31.95%	511,057	32.24%	295,094	19.67%
Payroll Based						
Pension Contribution	27,710	1.71%	30,188	1.60%	30,188	1.60%
Medicare	26,294	1.62%	29,182	1.55%	29,182	1.55%
Workers' Compensation Insurance	19,047	1.18%	26,500	1.40%	29,000	1.54%
Unemployment Compensation Insurance	5,920	0.37%	8,050	0.43%	8,050	0.43%
Subtotal Payroll Based	<u>78,971</u>	<u>4.87%</u>	<u>93,920</u>	<u>4.98%</u>	<u>96,420</u>	<u>5.11%</u>
Total Part-Time and Seasonal Benefits	<u><u>666,856</u></u>	<u><u>36.77%</u></u>	<u><u>622,977</u></u>	<u><u>38.17%</u></u>	<u><u>409,115</u></u>	<u><u>25.34%</u></u>
Total Benefits - All Employees	<u><u>8,494,329</u></u>	<u><u>40.21%</u></u>	<u><u>9,375,439</u></u>	<u><u>40.85%</u></u>	<u><u>9,056,307</u></u>	<u><u>39.73%</u></u>

CONTRIBUTIONS

2020 Council - Approved				
	Cash	COVID-19 Adjusted Funding	In-Kind	In-Kind
TOWN OF VAIL FUNDING REQUEST				
SIGNATURE EVENTS (VAILBRAND)				
A				
		115,000		
	91,997			
	91,997			
	79,841			
	30,600			
			Donovan for 9 days (\$62,995)	62,995
B	2,500			
C	76,400	75,000	2 full day rentals of Donovan Pavillion, 2 days use of the Grandview room	15,690
D				
D1	49,633	7,500	Bus/Shuttle drivers to assist with in-town transportation	
	5,000			
	28,050		\$2,800 in PD support	2,800
D2		57,050		
D3	140,000	15,000	40,000 for public works,power/water, sandbags, fire, ect..	40,000
	490,000	490,000		
E	52,015	36,000		
	1,138,032	795,550		121,485
DESTINATION EVENTS				
	350,000			
	550,000			
	900,000	-		-
TOWN PRODUCED EVENTS				
	145,000			
	250,000			
	25,000			
	420,000	-		-
AMBIENT EVENTS				
		140,000		
SERVICES				
F			Waived rent \$132,651; 2 blue parking pass, 1 silver parking pass per lease terms	137,151
	45,457	45,457	Marketing and promotion	
G	71,094	71,094	2 designated parking spots at Ford parking, 1 blue parking pass for the director	1,250
H	40,000	40,000		
I	75,000	75,000		
J	112,000	112,000		
K	53,055	53,055		
L				
M	20,000	20,000	Snow plow services	6,500
N	5,100	5,100	6 hour rental of Grandview room	3,000
O	10,000			
P				
Q				
	431,707	421,707		147,901

2021 Requests						
Fund	Cash Request	Staff Recommended Cash	In-Kind Request	In-Kind Value	In-Kind Recommended	
		207,855				
MF	96,000					
MF	96,000					
MF	83,500					
MF	50,000					
			10 full day rentals at Donovan Pavilion, 4 days use of town parks (\$74,000)	74,000	66,600	
MF	2,500	2,500				
MF	75,000	75,000	4 Donovan Pavillion Rentals (\$29,600), 8 Lower Bench Venue Rentals	29,600	14,800	
MF	54,325	38,245	Complimentary rent for "the nest" parking for all VDF performances @ GRFA			
MF	5,000					
MF	75,000	52,500	3,000 in PD support	3,000		
MF	140,000	98,000	40,000 in extra duty police coverage, event bus/shuttle support, parking access and vouchers, water usage, access to power, and public work support	40,000		
MF	36,000	36,000				
	713,325	510,100		146,600	81,400	
MF	145,000	145,000				
MF	50,000	50,000				
MF	25,000	25,000				
	220,000	220,000				
MF		300,000				
		300,000				
			Waived rent (\$132,651), 1 silver parking pass (\$1,250)	137,151	137,151	
GF	45,457	40,912				
RETT	75,000	63,985	2 designated parking spots at Ford Park, 1 blue parking pass for the director for winter (\$1,250)	1,250	1,250	
RETT	20,000	20,000				
RETT	40,000	36,000				
GF	75,000	67,500				
GF	112,000	112,000				
GF	60,000	60,000				
RETT	7,500	5,000				
CPF	20,000	20,000	Snow plow services (\$6,500)	6,500	6,500	
RETT	10,000	4,590				
GF	17,420	8,716				
GF	100,000	50,000				
GF	12,500	-	Funding through CSE Education and Enrichment			
	594,877	488,702		144,901	144,901	

IN KIND				
R Vail mountaineer Hockey Club			8 days use of Dobson	22,240
S Ski and Snowboard Club Vail			4 days usage of Dobson \$2,780 per day	11,120
T Skating Club of Vail			8 days use of Dobson	22,240
U Small Champions, Inc. (8 off-peak Sundays Dec-Mar)			54 single day parking vouchers; 9 days use of Lionshead Welcome Center	1,620
V Special Olympics (Sundays Jan 3 - End of Ski Season)			46 parking coupons at lionshead parking structure	1,380
W Foresight Ski Guides			2 blue parking passes at the lionshead parking	2,500
X SOS Outreach			25 single day parking vouchers	750
Round Up River Ranch			50 day parking vouchers	1,500
Y Mind Springs Health			3 blue parking vouchers (\$3,750); rent and utilities (\$43,050)	46,800
TOTAL IN KIND				110,150
GRAND TOTAL: COUNCIL CONTRIBUTIONS	2,889,739	1,217,257		379,536

			15 days use of Dobson ice arena (\$2,850/day, \$42,750 total)	42,750	22,800	
			4 days usage of Dobson (\$2,850/day, \$11,400 total)	11,400	11,400	
	GF	2,500	10 days use of Dobson ice arena (\$2,850/day, \$28,500 total)	28,500	22,800	
			60 single day parking passes at lionshead, 8 days use of Lionshead Welcome Center (\$30/day, \$1,800 total)	1,800	1,620	
			50 parking passes at lionshead parking structure (\$30/day, \$1,500 total)	1,500	1,380	
			2 blue parking passes and 1 pink level parking pass (\$2,700)	2,700	2,500	
			25 single day parking vouchers	750	750	
			3 blue parking vouchers (\$3,750); rent and utilities (\$43,050)	46,800	46,800	
		2,500				136,200
						110,050
		1,530,702		1,518,802		427,701
						336,351

2021 Council Contributions: Staff Recommendations

SIGNATURE (VAIL BRAND EVENTS)

Signature Events represent events and programs that have been built by solid organizations over a period of time and enjoy national and international recognition for excellence. These events represent the Vail brand at the highest level and the loss of any one of them would have a negative effect. The customer base includes a significant portion of destination guests and economic impact to the town is profound.

A. Bravo! Vail

CASH REQUEST: \$325,500 (\$31,066, 11% increase from prior year original funding and \$210,500, 71% from prior year funding adjusted for COVID).

IN-KIND REQUEST: Ten days use of Donovan Pavilion (valued at \$74,000) and four days use of town parks.

BACKGROUND INFORMATION:

Bravo! Vail is requesting a total cash contribution \$325,500, an increase from prior year funding of \$31,066 (11%). The request includes \$325,500 for current concert programs including the New York Philharmonic (\$96,000), the Philadelphia Orchestra (\$96,000), the Academy of St. Martin in the Fields (\$83,500) and the New Works Project (\$50,000). Bravo! is also requesting in-kind use of Donovan Pavilion for a total of ten days and use of Ford Park lower bench for a total of four days.

STAFF RECOMMENDATION: Staff recommends a contribution of \$207,855, a 30% decrease from prior year original funding. Staff also recommends an in-kind contribution of nine days at Donovan Pavilion valued at \$66,000. Staff is not recommending the use of Ford Park lower bench at this time but will reevaluate dependent of the public health crisis later in the year.

B. Bravo! Family Concert (National Repertory Orchestra)

CASH REQUEST: \$2,500 (flat with prior year)

BACKGROUND INFORMATION: In the past, the Orchestra has put on a free family concert at Ford Amphitheater in collaboration with Bravo! Vail. Next year, and with safety as a top priority, the Orchestra will be hosting two performances to smaller audiences at the Vail Public Library. The Orchestra is requesting \$2,500 to offset event costs of marketing, travel and lodging for the musicians and performance expenses.

STAFF RECOMMENDATION: Staff recommends funding at \$2,500, flat with prior year.

C. Vail Jazz

CASH REQUEST: \$75,000 (flat from prior year)

INKIND REQUEST: Four full day rentals of Donovan Pavilion (\$29,600) and eight lower bench venue rentals.

BACKGROUND INFORMATION: Vail Jazz is requesting a total cash contribution of \$75,000, flat with prior year. The contribution is requested to fund the 26th Annual Vail Jazz Festival, which will be presented over a 10-week period during the Summer of 2021, consisting of free and ticketed performances. Vail Jazz is also requesting four full day rentals of Donovan Pavilion and 8 days use of Ford Park lower bench. The request to use lower bench will be used for a new program called “Jazz in the Park”.

STAFF RECOMMENDATION: Staff recommends a contribution of \$75,000, flat with prior year funding adjusted for the public health crisis. Staff also recommends an in-kind contribution of 2 full day rentals of Donovan out of the four requested (valued at \$14,800). Staff is not recommending the use of Ford Park lower bench at this time but will reevaluate dependent of the public health crisis later in the summer.

D. Vail Valley Foundation (VVF)

CASH AND IN-KIND REQUESTS:

D1. MOUNTAIN GAMES (MG): \$140,000 cash funding; \$40K of in-kind services (flat with prior year original request)

D2. VAIL DANCE: \$59,325 cash funding (\$4,692 or 8.6% increase from prior year); complimentary rent for “the nest” parking for all Vail Dance Festival performances

D3. GERALD R. FORD AMPHITHEATER (GRFA) – LIVE MUSIC & ENTERTAINMENT: \$75,000 cash contribution; \$3,000 of in-kind services

BACKGROUND INFORMATION:

D1. Mountain Games: During the 2020 budget process the Mountain games were designated a Signature event to be funded by Council Contributions. The event includes 30 competitions in 11 disciplines including kayaking, running, slackline, DockDogs, trail running, mountain and road cycling, climbing, photography and more. The event also features free concerts, yoga sessions, food vendors, top outdoor industry brands, art exhibits, kid’s activities, giveaways and other activities.

The VVF is requesting \$140,000 cash contribution. The funding will go towards various components of the events. The total costs of the 2021 Mountain Games is estimated to be \$2.75M.

The VVF is also requesting \$40,000 of in-kind services, flat with 2020.

D2. Vail International Dance Festival: The VVF is requesting \$59,325, a \$4,692 or 8.6% increase from prior year original funding. The funding request is to support all aspects of the two-week festival operations except for one direct allocation of \$5,000 to the Festival Forums/Conversations on Dance national podcast. \$59,325 will fund 2.1% of expenses for this program.

D3. Gerald R. Ford Amphitheater (GRFA) Live Music & Entertainment: The VVF is requesting a cash contribution of \$75,000 for operating, maintenance, and programming of the GRFA venue across the summer season. This is a \$17,950 or 31.5% increase in funding from prior year funding. In addition the VVF is requests \$3,000 of in-kind services.

In the past the VVF has requested funding for the Gerald Ford Amphitheater (GRFA) specific to the Hot Summer Night concert series only. This year and going forward the VVF would like to approach

this funding request as an overall request for all GRFA live music and entertainment funding. This includes Hot Summer Nights (6-8 free concerts), Amp Summer Concerts (ticketed concerts in partnership with AEG), a new end of Summer Community Concert, along with other events like movie nights and other community events. In 2021 the VVF plans to launch a new annual end of summer "Community Concert" to celebrate the upcoming winter season. Eagle County locals would be offered a free ticket before the general public. This event would include a winter ski film followed by a Hot Summer Night style concert.

STAFF RECOMMENDATION: Staff recommends cash funding of \$98,000 for the Summer Mountain Games and \$38,245 for the Vail International Dance Festival, a 30% decrease over prior year original funding. Staff also recommends \$52,500 (30% less than original funding request) to support Gerald R. Ford Amphitheater events and entertainment.

Determination of in-kind funding will be referred to the Event Review Committee.

E. Fireworks

BACKGROUND INFORMATION: Each year the town allocates specific funding of Fourth of July and New Year's Eve firework shows.

STAFF RECOMMENDATION: The town has currently included \$36,000, 30% from prior year original funding, to the annual operating budget for the fireworks for 2021.

DESTINATION EVENTS

Destination Events represent events and programs that provide the town an opportunity for new or one-time major events such as the US Pro Challenge, and the 2015 Alpine World Ski Championships. While funding will be allocated outside of the Commission on Special Event's budget, event results will be reported to the CSE as part of the standard recap process and will also be presented to Town Council. The funding for this category will not be automatic each year, but major events and/or programs with the potential to build the Vail brand even further and have a significant impact on the town's economy will be considered on an individual basis. Signature Events are able to apply for funding from this category with a new opportunity that fits this criteria.

There are no destination events being proposed as part of the 2021 budget.

AMBIENT AND MUSIC EVENTS

Council has approved a new funding category called "Ambient and Music Events". This category will provide funding for seasonal ambient and music entertainment in Vail Village and Lionshead. This new category is a direct response to the pandemic. Funding recommendations for this category are not based on the typical "return on investment" but rather a goal of enhancing the guest experience. Staff has included \$300,000 in the 2021 budget for these events and is now accepting funding requests for this event category.

SERVICES

This category funds programs of services/expertise that the town does not already provide, supports the TOV physical plant and is appropriate for governmental support. Currently included in this category is annual programming support of TV5, Colorado Ski and Snowboard Museum, Betty Ford Alpine Gardens and Eagle Valley Childcare. This category does not support annual operating requests.

F. Colorado Snowsports Museum

CASH REQUEST (Programming): \$45,457, flat with prior year.

INKIND REQUEST: Waive rent valued at \$132,651; one silver parking pass and one blue parking pass (valued at \$3,250)

BACKGROUND INFORMATION: The Colorado Snowsports Museum and Hall of Fame is requesting a total cash contribution of \$45,457 which will be used to market the museum, continue to provide free admission for visitors, maintain and update exhibits.

STAFF RECOMMENDATION: Staff recommends funding the in-kind request based on the lease terms (totaling \$137,151) and a cash contribution of \$40,912, a 10% decrease from prior year. Staff also recommends in-kind funding for one silver and one blue parking pass.

G. Betty Ford Alpine Gardens (BFAG)

CASH REQUEST (Programming): \$75,000, \$3,906 or 5.5% increase over prior year.

CAPITAL REQUEST: \$20,000

INKIND REQUEST: 2 designated parking spots at Ford Park and 1 blue parking pass (\$1,250).

BACKGROUND INFORMATION: Betty Ford Alpine Garden's is requesting a cash contribution of \$75,000 for their Garden Care and Upkeep Program. This includes the purchase of plant materials, tools, soil and compost, replanting as well garden upgrades and water feature maintenance. This is an increase of 5.5%% over prior year.

BFAG is also requesting \$20,000 to go towards an expansion of the rooftop Education Center to address the increased need for safe outdoor activities. The request proposes to expand the current trellis to cover the whole BFAG rooftop while upgrading the weather system to create an outdoor family classroom that has both shade and protection from rain. The total cost of this project is \$60,000.

STAFF RECOMMENDATION: Staff recommends a cash contribution of \$83,985 to go towards the Garden Care and Upkeep Program (\$49,766, a 10% decrease from prior year) and \$20,000 to go towards the expansion of the BFAG rooftop trellis due to help increase outdoor spaces and activities. Staff also recommends in-kind funding for 2 designated parking spots at Ford Park and 1 blue parking pass.

H. Eagle River Watershed Council

CASH REQUEST (Programming): \$40,000, flat with prior year

BACKGROUND INFORMATION: Eagle River Watershed Council is requesting a cash contribution of \$40,000 to fund water quality monitoring, community education, and river restoration projects. Specifically the contribution will be used towards the Gore Creek Strategic Action Plan (\$6,000), the Water Quality & Assessment Program (\$13,000); the Community Pride Highway Cleanup (\$2,500) and Eagle River Clean Up (\$2,500); the sediment source monitoring and the bio-monitoring of Black Gore Creek (\$16,000).

STAFF RECOMMENDATION: Staff recommends funding the \$36,000, a 10% decrease from prior year.

I. EGE Air Alliance

CASH REQUEST: \$75,000, flat with prior year

BACKGROUND INFORMATION: Eagle Air Alliance is requesting \$75,000, flat with prior year, to be used to attract new airline partners, support the development of new markets to fly into Eagle County Airport.

STAFF RECOMMENDATION: Staff recommends funding of \$67,500 within the Economic Development department budget, a 10% decrease from prior year.

J. High Five Access Media

CASH REQUEST: \$112,000 (35% of Comcast franchise fees), flat with prior year

BACKGROUND INFORMATION: High Five Access Media is requesting \$112,000 (or 35%) of franchise fees the Town of Vail receives annually from Comcast, based on terms of the Comcast franchise agreement with the town. This is approximately 45% of the annual High Five Access Media budget. The cash contribution will be used to fund High Five Access Media programs, in-house productions, equipment purchases, production of council meetings, free access for Vail residents to membership, basic media education, cable and internet distribution of video as well as paying for ongoing costs for cablecast and webcast of programming to Comcast subscribers and internet users.

STAFF RECOMMENDATION: Staff recommends funding of approximately \$112,000 (or 35%) in franchise fees the Town receives annually from Comcast, consistent with 2020.

K. Eagle Valley Childcare (EVC)

CASH REQUEST: \$60,000, a \$6,945 or 13.1% increase from prior year

BACKGROUND INFORMATION: The EVC is requesting a cash contribution of \$60,000 to support infant programming in the Town of Vail.

STAFF RECOMMENDATION: Staff recommends funding of \$60,000, an increase of 13.1% over prior year. This childcare provider is an important service used by town employees as the only infant care provider in Vail and supports the Council's focus of "Community", ensuring citizens are

afforded the opportunity to live and thrive in our community.

L. Eagle Valley Land Trust

CASH REQUEST: \$7,500

BACKGROUND INFORMATION: The Eagle Valley Land Trust works to protect and preserve lands, heritage, wildlife habitats, and recreational opportunities. Eagle Valley Land Trust is requesting \$7,500 to support their Stewardship and Outreach Program, a program that coordinates the stewardship of existing conservation easements and addressing managements concerns in a collaborative, proactive way; as well as connecting people and raising awareness of the importance of land conservations. Funding will be used to market programs and events (\$1,000), execution of outreach programming to promote sustainability goals (\$3,500) and peruse conservation projects collaboratively with the town (\$3,000). New conservation projects could include the permanent protection of Battle Mtn, the East Vail property, or those properties in the town's comprehensive open lands plan.

STAFF RECOMMENDATION: Staff has contacted the Eagle Valley Land Trust and identified potential site-specific projects to utilize the Eagle Valley Land Trust in 2021. Staff recommends funding of \$5,000 for Buffer Creek conservation, general land restoration efforts, assistance in implementation of the open lands plan and future conservation easement projects. Staff recommends project approval prior to reimbursement.

M. Children's Garden of Learning (CGL)

CAPITAL REQUEST: \$20,000

INKIND REQUEST: Snow plowing services (roads only), valued at approximately \$6,500

BACKGROUND INFORMATION: Children's Garden of Learning is requesting a total cash contribution of \$20,000 appropriated for capital improvements and capital maintenance as included as part of their lease. CGL is also requesting in-kind parking lot snow plow services valued at \$6,500 consistent with prior years.

STAFF RECOMMENDATION: Staff recommends an annual contribution of \$20,000 funded by the Capital Projects Fund for capital improvements and capital maintenance as included in the CGL lease. Funding of capital was recommended with the intent of ensuring maintenance of the town-owned facility. The lease wording also stipulates that this contribution is subject to appropriation and that CGL provide a financial report to town staff annually with how the capital funds were used. Staff also recommends the equivalent in-kind contribution of snow plow services (valued at \$6,500).

N. Vail Valley Mountain Trails Alliance

CASH REQUEST: \$10,000, \$4,900 increase from 2020.

BACKGROUND INFORMATION: The Vail Valley Mountain Trails Alliance is requesting \$10,000 to fund the Adopt a Trail and Wildlife Trail Ambassador programs for 2021. The Adopt A Trail program includes twelve trails connected to the Town of Vail while the Wildlife Trail Ambassador program (launched in 2018) includes volunteers stationed at seasonally closed trails including North Trail, Son of Middle Creek, Buffehr Creek, and Two Elk. The increased funds will be used towards ground

support through tools, training, marketing and promotional materials to communicate volunteer opportunities to educate the public about seasonal closures, leave to trace principals, and trail etiquette. As outdoor recreation has become more important during the COVID pandemic trail the need for maintenance and education has increased for Vail trails to remain world class.

STAFF RECOMMENDATION: Staff recommends funding of \$4,590 for Vail trail maintenance, 10% decrease from prior year, to be used on trails within or that border the Town of Vail. Funding for this will come from the Real Estate Transfer Tax Fund. The Adopt a Trail organization services trails that connect to our community that would otherwise have little to no maintenance.

O. Vail Mountain Rescue Group (VMRG)

CASH REQUEST: \$17,420, \$7,420 or 74.2% increase from prior year

BACKGROUND INFORMATION: Vail Mountain Rescue Group is requesting a cash contribution of \$17,420 to fund two clinics; a basic and an advanced rope rigging (technical rope rescue) clinic to take place during the summer of 2021. VMRG will hold two slots per class for interested Vail Fire employees. The training will cover 10 participants in each of the clinics for a total cost of \$17,420. Two slots per class will be put on hold for interested Vail Fire participants.

STAFF RECOMMENDATION: Staff recommends funding for one of the two rope rigging training classes for 8 VMRG members and 2 Vail Fire employees (\$8,716). The town considers this organization part of emergency response in our area.

P. Bright Future Foundation

CASH REQUEST: \$100,000

BACKGROUND INFORMATION: The Bright Future Foundation helps families and individuals affected by domestic violence and sexual assault with prevention, crisis intervention, counseling, emergency shelter, advocacy, and long-term healing services. Bright Future's Foundation is requesting \$100,000 to go towards the construction of the BrightHouse, a new emergency housing facility to provide safety and security for individuals and families fleeing abusive situations. The facility will be located in Gypsum and is estimated at a total cost \$3,790,000. To date, the Bright Future Foundation has collected approximately \$3,640,000 in commitment to go towards this project. They have received \$250,000 from Eagle County and in-kind donations for building permits and construction fees from the Town of Gypsum. They plan to request funding from the Town of Avon and Beaver Creek Resort Company as well.

STAFF RECOMMENDATION: Staff recommends a \$50,000 contribution to go towards the construction of the BrightHouse contingent upon a \$50,000 matching grant.

Q. Vail Valley Partnership (VVP)

CASH REQUEST: \$12,500 (NEW)

BACKGROUND INFORMATION: The Vail Valley Partnership is the regional community development organization, dedicated to the economic vitality of the Vail Valley. For 2021 the VVP has added a new signature program is called "Vail Valley Works". "Vail Valley Works" aims to be the premier local source for professional development by establishing, training, and

supporting a network of aware and knowledgeable citizens ready to take on the challenges of an ever-changing community. This will encompass the needs of our current and future workforce and actively engage our public, private, and nonprofit sector partners to provide the training, tools, resources, and programs to succeed post-COVID. Courses offered through the “Vail Valley Works” program include Community Leadership Academy, Emerging Leaders, Community Resiliency Bootcamp, along with an assortment of specialized courses. Funding requested of \$12,500 will be used for a combination of marketing, speaker fees, sponsorships of individuals to participate in programming and operational costs.

STAFF RECOMMENDATION: Staff recommended that the VVP apply for Education and Enrichment funding through the Commission on Special Events (CSE). The CSE has regularly funded several other professional development and leadership programs through this category.

IN-KIND REQUESTS

This category includes ice time at Dobson Arena, use of Donovan Pavilion/Grand View, parking passes/coupons and public works and police department services.

R. Vail Mountaineer Hockey Club

BACKGROUND INFORMATION: The Vail Mountaineer Hockey Club is requesting in-kind funding for 15 days at Dobson ice arena valued at \$42,750. This includes 9 days for the Sportsmanship Tournament, 2 days for the Avalanche Alumni Weekend, 4 days for two small 3v3 shoot-out competitions.

STAFF RECOMMENDATION: Staff recommends in-kind funding consistent with 2020 by providing 8 days of ice time (out of 15 requested) valued at \$22,800, subject to approval and coordination with the Vail Recreation District for the ice time. If there are enough available days at Dobson remaining prior to this event, staff recommends providing the full amount of days. However, the Hockey Assn. will be responsible for hard costs for use of the Dobson Arena such as set-up, tear-down, cleaning and utilities.

S. Ski & Snowboard Club of Vail

BACKGROUND INFORMATION: The Ski & Snowboard Club of Vail has requested in-kind funding (valued at \$11,400) for 4 days use of Dobson arena for their annual Vail Ski Swap.

STAFF RECOMMENDATION: Staff recommends funding the in-kind request for four days (out of four requested) with appropriate approval and coordination with the Vail Recreation District. The Ski & Snowboard Club will be responsible for hard costs for use of the Dobson Arena such as set-up, tear-down, cleaning and utilities.

T. Skating Club of Vail

CASH REQUEST: \$2,500 to be used for goody bags to all participants at the Vail Invitational competition.

BACKGROUND INFORMATION: The Skating Club of Vail has requested in-kind funding of 10 days use of Dobson valued at \$28,500.

STAFF RECOMMENDATION: Staff recommends in-kind funding consistent with 2020 by providing 8 days of ice time (out of 10 requested) valued at \$22,800 subject to approval and coordination with the Vail Recreation District. The Skating Club will be responsible for hard costs for use of the Dobson Arena such as set-up, tear-down, cleaning and utilities. However, if there are enough available days remaining prior to this event, staff recommends providing the full amount of days. Staff does not recommend funding participant goody bags.

U. Small Champions, Inc.

INKIND REQUEST: 60 parking vouchers to use on eight off peak Sundays during 2020-2021 ski season and use of the Welcome Center as a drop off and pick-up location on those eight Sundays. (valued at \$1,800).

STAFF RECOMMENDATION: Staff recommends in-kind funding consistent with 2020 by providing 54 parking vouchers to be used on winter Sundays, valued at \$1,620. Staff also recommends the use of the Welcome Center as a drop-off and pick-up location for those Sundays.

V. Special Olympics

BACKGROUND INFORMATION: The Special Olympics is requesting an in-kind contribution of 50 parking vouchers valued at \$1,500 to be used on each Sunday of training starting January 3, 2021 and going through the end of the ski season.

STAFF RECOMMENDATION: Staff recommends in-kind funding consistent with 2020 by providing 46 parking vouchers for Lionshead structure only, with one-time entry/exit coupons valued at \$1,380.

W. Foresight Ski Guides

BACKGROUND INFORMATION: Foresight Ski Guides is requesting two blue parking passes (valued at \$2,500) and one pink parking pass (valued at \$200) for the 2020 - 2021 ski season. Foresight provides parking to volunteer guides, half of which drive from Denver who need to be parked and ready to meet their visually impaired participants by 8:30am. Local guides usually take public transportation and/or carpool. Foresight provides challenging recreation opportunities to visually impaired participants (adults and children) and guides.

STAFF RECOMMENDATION: Staff recommends providing two blue passes, as was approved in the past several years valued at \$2,500.

X. SOS Outreach

BACKGROUND INFORMATION: SOS Outreach is requesting 25 parking vouchers (valued at \$750) for the 2020/21 ski season to be used by program coordinators hauling gear to and from the mountain for the winter skiing and snowboarding programs for underserved youth.

STAFF RECOMMENDATION: Staff recommends providing 25 parking vouchers for the 2020/21 ski season to be used by program coordinators, consistent with 2020.

Y. Mind Springs Health

BACKGROUND INFORMATION: Per 2010 lease terms at the Town Managers discretion: In-kind funding of \$46,800 for rent, utilities and parking passes.

STAFF RECOMMENDATION: Staff recommends providing 3 blue parking passes (valued at \$3,750) for the 2020/21 ski season and waived rent and utilizes (valued at \$43,050).

CAPITAL

TOWN OF VAIL FIFTEEN YEAR BUDGET																			
SUMMARY OF REVENUE, EXPENDITURES, AND CHANGES IN FUND BALANCE																			
CAPITAL PROJECTS FUND																			
	2020	2020	2021	2022	2023	2024	2025	2026	2027	2028	2029	2030	2031	2032	2033	2034	2035		
	Amended	Forecast																	
Revenue																			
Total Sales Tax Revenue:	\$ 16,800,000	\$ 22,300,000	\$ 22,500,000	\$ 24,750,000	\$ 27,225,000	\$ 29,947,470	\$ 32,942,067	\$ 34,589,170	\$ 36,318,629	\$ 38,134,560	\$ 40,041,288	\$ 42,043,353	\$ 44,145,520	\$ 46,352,796	\$ 48,670,436	\$ 51,103,958	\$ 53,659,156	Included in Project Narratives	
Sales Tax Split between General Fund & Capital Fund	68/32	68/32	80/20	80/20	75/25	75/25	75/25	62/38	62/38	62/38	62/38	62/38	62/38	62/38	62/38	62/38	62/38	New Project	
Sales Tax - Capital Projects Fund	\$ 5,376,000	\$ 7,136,000	\$ 4,500,000	\$ 4,950,000	\$ 6,806,250	\$ 7,486,868	\$ 8,235,517	\$ 13,143,761	\$ 13,801,461	\$ 14,491,133	\$ 15,215,238	\$ 15,976,022	\$ 16,774,846	\$ 17,613,611	\$ 18,494,314	\$ 19,419,052	\$ 20,390,027	Project Cost Increased And Moved to a Different Year	
Use Tax	1,800,000	1,800,000	2,250,000	2,200,000	2,244,500	2,289,890	2,336,188	2,383,412	2,431,580	2,480,711	2,530,826	2,581,942	2,634,081	2,687,263	2,741,508	2,796,838	2,853,275	Project Removed or Cost Reduction	
Franchise Fee	190,000	190,000	193,800	197,676	201,630	205,662	209,775	213,971	218,250	222,615	227,068	231,609	236,241	240,966	245,785	250,701	255,715		
Federal Grant Revenue	-	-	-	-	-	-	-	-	-	-	-	-	-	-	-	-	-	2021 based on "Crisis" level (overall 40% decrease from 2019 actuals; flat with 2020 forecast); 2023-2025 includes 10% year over year growth with and 75/25 split; 2025 based on a 15% increase in sales tax; 2026-2035 based on 5% year over year increase	
Other State Revenue	1,967,287	1,967,287	-	-	-	-	-	-	-	-	-	-	-	-	-	-	-	2020: Reduce Federal grant reimbursement for Bridge Rd Bridge. This grant was originally scheduled to be received in two partial payments (\$300K in 2019 and \$700K in 2020) however the town received full payment in 2019	
Lease Revenue	164,067	164,067	164,067	164,067	164,067	172,270	180,884	180,884	180,884	189,928	189,928	189,928	199,424	199,424	199,424	199,424	199,424	2020: \$350K CDOT 50% grant for bus transportation management system (see corresponding expenditure for \$700K below); 1.09M FASTER grant for electric bus charges; \$525,287 CDOT bus grant;	
Project Reimbursement	79,676	79,676	1,500,000	-	-	-	-	-	-	-	-	-	-	-	-	-	-	Per Vail Commons commercial (incr. every 5 years); adjusted to remove residential lease revenue (\$38K)	
Timber Ridge Loan repayment	460,842	460,842	2,363,087	-	-	-	-	-	-	-	-	-	-	-	-	-	-	2020: \$29,676 for traffic impact fee reimbursement from VVMC/Frontage Rd projects, \$50K use of Holy Cross funds for Big Horn Rd Intermountain project; 2021: \$1.5M from traffic impact fee from Vail Health for Vail Health/ Frontage Road Project	
Earnings on Investments and Other	368,970	368,970	38,978	148,005	114,041	52,295	37,463	42,016	44,514	69,556	102,958	149,523	194,156	207,465	222,638	226,250	318,920	2021: Payoff of TR Loan (originally budgeted to be paid off in 2028)	
Total Revenue	10,406,842	12,166,842	11,009,932	7,659,748	9,530,487	10,206,985	10,999,826	15,964,043	16,676,689	17,453,944	18,266,017	19,129,024	20,038,748	20,948,729	21,903,670	22,892,265	24,017,361	2021: 0.7% returns assumed on available fund balance	
Expenditures																			
Facilities																			
Facilities Capital Maintenance	502,917	502,917	523,500	489,500	615,000	469,500	450,000	463,500	477,405	491,727	506,479	521,673	537,324	553,443	570,047	587,148	604,762	2020: Includes \$130.4K to complete TM residence upgrades; PW garage door replacements (\$50K), transit station skylight replacement (\$50K); In general this line item covers various repairs to town buildings including the upkeep of exterior (roofing, siding surfaces, windows, doors), interior finishes (paint, carpet, etc.), and mechanical equipment (boilers, air handlers, etc.); 2021: garage door replacements (\$50K), PW boiler replacement (\$20K), 2nd phase of transit center skylight replacement (\$50K), Buzzard Park repairs (\$41K); 2022: Fire Station interior paint (\$35K), Library Skylight maintenance (\$150K), PW roof repairs (\$50K), Phase 3 of transit center skylight replacement (\$50K); 2023: Fire Station II exhaust extraction system (\$75K), library air handling replacement (\$125), Bus barn gradient tube replacement (\$50K); 2024: PW 30% roof replacement (\$75K), Buzzard Park repairs (\$75K), Buzzard Park roof repairs (\$50K), transit office windows and doors (\$25K), PW overhead garage door (\$50K), PW carpet replacement (\$50K)	
Municipal Complex Maintenance	1,011,750	500,000	255,000	335,000	205,000	260,000	250,000	257,500	265,225	273,182	281,377	289,819	298,513	307,468	316,693	326,193	335,979	2020: Includes \$138.8K for municipal building upgrades, repairs, and maintenance; Comm Dec Remodel (\$75K); Replace Admin building air handlers (\$250K), Comm Dev roof replacement (\$125K), Comm Dev interior flooring replacement (\$25K), PD balcony repairs (\$50K), PD boiler replacement (\$45K), replace PD air handling units (\$75K), replace PD rooftop units (\$125K); 2021: Admin Upper level system installation (\$175K), PD Stucco patching and painting (\$40K), PD wood siding replacement (\$30K); 2022: Replace HR heat system (\$100K); 2020: PD locker room and restroom repairs (\$50K), Comm Dev window replacement (\$100K), Comm Dev interior wall and ceiling maintenance (\$30K); 2023: Comm Dev boiler replacement (\$100K), Comm Dev air handler replacement (\$75K); 2024: PD roof replacement (\$150K), PD boiler tube repairs (\$50K); 3% annual increase 2025-2035	
Welcome Center/Grandview Capital Maintenance	94,704	94,704	100,000	25,000	25,000	50,000	25,000	25,750	26,523	27,318	28,138	28,982	29,851	30,747	31,669	32,619	33,598	2020: \$56.7K for final bills for furniture replacement at the Grandview, \$38K Annual Maint; 2021: \$100K Furniture replacement in Vail Village Welcome Center; 2024: furniture upgrades (\$50K); 3% annual increase 2026-2035	
Donovan Pavilion	125,000	125,000	721,000	-	-	-	-	-	-	-	-	-	-	-	-	-	-	2020: \$5K to be used towards HVAC relocation design; 2020 includes \$75K for design & planning of HVAC Replacement and relocation at Donovan Pavilion; 2021: Relocation of HVAC (\$721K)	
Snowmelt Boilers	500,000	500,000	500,000	500,000	500,000	-	-	-	-	-	-	-	-	500,000	-	-	-	2020-2023: Replacement of TRC 8 boilers (2 per year); 2032: Boiler Replacement placeholder	
Public Works Shops Expansion	2,403,325	2,403,325	17,200,000	-	-	-	-	-	-	-	-	-	-	-	-	-	-	Expansion and remodel of the Public Works shop complex as outlined in an updated public works master plan (previously completed in 1994). The plan will ensure shop expansions will meet the needs of the department and changing operations; 2019-2020: Phase I includes demo and reconstruction of a two story streets building; retaining wall construction, new cinder building, relocation of the green house building, and a vertical expansion allowance for future building options. Proposed bond financing in 2021 included below	
Arabelle Snowmelt Boilers	-	-	-	-	190,000	-	-	-	-	-	-	-	-	-	-	-	-	2023: Shared expense with Arrabelle for streetscape heat; Boiler replacement	
Public Works Building Maintenance	300,000	300,000	-	-	-	-	-	-	-	-	-	-	-	-	-	-	-	2020: \$300K to replace two HVAC units at Public Works	
Total Facilities	4,937,696	4,425,946	19,299,500	1,349,500	1,535,000	779,500	725,000	746,750	769,153	792,227	815,994	840,474	865,688	1,391,659	918,408	945,961	974,339		
Parking																			
Parking Structures	697,000	697,000	795,000	785,000	940,000	1,040,000	900,000	927,000	954,810	983,454	1,012,958	1,043,347	1,074,647	1,106,886	1,140,093	1,174,296	1,209,525	2020-2035: Various repairs including deck topping replacement, expansion joint repairs, ventilation, HVAC, plumbing and other structural repairs	
Parking Entry System / Equipment	227,161	227,161	850,000	-	-	-	-	-	-	1,045,500	-	-	-	-	-	-	1,285,965	2020: \$125.1K for additional on-foot parking payment kiosks; \$102K late 2019 parking bill to upgrade parking system; 2022: Total cost estimated at \$1.3M and includes parking system savings of \$1.25K; RSES savings of \$250K plus new funding of parking equipment (\$850K)	
Red Sandstone Parking Structure (VRA)	1,308,936	1,058,936	-	-	-	-	-	-	-	-	-	-	-	-	-	-	-	2020: \$1.3M to complete New Red Sandstone Parking Structure. This project includes all landscaping and parking space monitoring system; Construction of 4 level parking structure at Red Sandstone Elementary school, with contributions from Vail Resorts (\$4.3M) and Eagle County School District (\$1.5M); Remainder to be reimbursed by VRA	
Parking Structure Camera systems	-	-	-	-	-	-	-	-	-	-	2,500,000	-	-	-	-	-	-	Installation of camera systems for both safety and vehicle counts at Vail Village and Lionshead to mirror new system at Red Sandstone (Deferred until 2029)	
Lionshead Parking Structure Landscape Renovations (VRA)	30,291	30,291	-	-	-	-	-	-	-	-	-	-	-	-	-	-	-	2020: complete landscaping at the Lionshead parking structure (\$30.3K);	
Total Parking	2,263,388	2,013,388	1,645,000	785,000	940,000	1,040,000	900,000	927,000	954,810	2,028,954	3,512,958	1,043,347	1,074,647	1,106,886	1,140,093	1,174,296	2,495,490		
Transportation																			
Bus Shelters	230,000	230,000	30,000	30,000	30,000	30,000	30,000	30,000	30,000	30,000	30,000	30,000	30,000	30,000	30,000	30,000	30,000	Bus shelter annual maintenance; 2020 includes Lionshead transit center Westbound Bus shelter	
Replace Buses	6,811,642	6,811,642	-	-	6,000,000	2,200,000	-	-	-	-	-	-	9,400,000	8,600,000	11,100,000	-	-	2020: Transfer total of \$350K of savings (2019 savings of \$261.6K and 2020 savings of \$88.4K) to be used towards the town's portion of the bus transit management system; 7 buses for replacement at \$905K each, plus 5 charging stations at \$50K each, and \$30K for additional power chargers; 2023: Replace 6 buses with electric buses; 2024: Replace 2 electric buses; 2031-2033: Bus replacement placeholders based on average life	

**TOWN OF VAIL FIFTEEN YEAR BUDGET
SUMMARY OF REVENUE, EXPENDITURES, AND CHANGES IN FUND BALANCE**

CAPITAL PROJECTS FUND

	2020		2021	2022	2023	2024	2025	2026	2027	2028	2029	2030	2031	2032	2033	2034	2035		
	Amended	Forecast																	
																			Included in Project Narratives
																			New Project
																			Project Cost Increased And Moved to a Different Year
																			Project Removed or Cost Reduction
Public Safety System / Records Mgmt. System (RMS)	113,000	113,000	50,000	50,000	50,000	50,000	50,000	50,000	50,000	50,000	50,000	50,000	50,000	50,000	50,000	50,000	50,000	50,000	2020:\$63K for remaining two payments for PD SQL licensing; \$50K Annual capital maintenance of "County-wide "Computer Aided Dispatch/Records Mgmt. System"; includes patrol car and fire truck laptops and software used to push information to TOV and other agencies; TOV portion of annual Intergraph software maintenance;
Public Safety Equipment	58,831	58,831	170,808	101,548	101,548	101,548	101,548	101,548	150,000	100,000	100,000	100,000	100,000	100,000	200,000	150,000	150,000	150,000	2020: \$26K bullet proof vests (8) for Special Ops Unit (SOU); \$5.8K replace handheld citation device with in car computer interface; \$4.6K for "Stop Stick" tire deflation devices for patrol cars; \$22.2K for an unmanned aircraft system (UAS), or drone with thermal detection for use by both police and fire. The cost also covers "pilot" training and maintenance; 2021: Replacement of body worn camera program and storage software mgmt. system, tasers, and holsters
Fire Safety Equipment	10,800	10,800	25,000	99,000	-	-	345,000	50,000	368,000	130,000	-	175,000	-	-	-	-	-	400,000	2020: \$2.8K for final equipment dryer bills; Confined space equipment \$8K (reduced from \$15K); 2021: Wildland personnel protection equipment (\$25K) deferred from 2020 ; 2022: Potential legislative mandate to replace PPE with PFOA free PPE; 2025-2035: Placeholders for future fire equipment replacement and upgrades
Thermal Imaging Cameras	8,000	8,000	-	12,000	-	-	-	-	-	-	15,860	-	-	17,100	17,600	-	18,650	-	For the purchase of 3 cameras (2019,2020,2022) which will allow firefighters to see through areas of smoke, darkness, or heat barriers; 2028/2031/2032/2024: Placeholders for thermal camera replacement
Fire Station Alert System	-	-	-	230,000	-	-	-	-	-	-	-	-	-	-	-	-	-	-	2022: Fire Station Alerting System to improve response times. This system will work with the Dispatch system and the timing is being coordinated with Eagle River Fire. Deferred \$198K from 2020
Fire Truck Replacement	-	-	880,000	1,700,000	400,000	-	-	-	-	-	1,065,000	-	1,129,000	-	-	-	-	-	2021: Replacement of Engine 1 purchased in 2011; 2022: Replacement of Ladder truck (aerial apparatus) purchased in 2000 ; 2023: Type 3 Truck (heavy wildland engine); 2028/2030 Replacement of Fire Engines based on vehicle life
Total Public Safety	190,631	190,631	1,125,808	2,192,548	551,548	151,548	496,548	250,000	518,000	1,360,860	150,000	1,454,000	167,100	267,600	200,000	218,650	600,000		
Community and Guest Service																			
Children's Garden of Learning Facility	-	-	-	-	-	-	-	-	6,000,000	-	-	-	-	-	-	-	-	-	2026: New permanent Children's Garden of Learning facility
Children's Garden of Learning Temporary Facility Relocation	335,000	335,000	2,000,000	-	-	-	-	-	-	-	-	-	-	-	-	-	-	-	2020: Design for temporarily relocation of the Children's Garden of Learning (\$335K); 2021: Children's' Garden of Learning temporarily facility (\$1.5M)
Energy Enhancements	223,847	223,847	-	-	-	-	-	-	-	-	-	-	-	-	-	-	-	-	2020: Electric car charges and infrastructure at various town locations and Holy Cross transformer (\$223.8K)
Pedestrian Safety Enhancements	1,471,769	-	-	-	-	-	-	-	-	2,900,000	-	-	-	-	-	-	-	-	2027: Replacement of 40+ year old overhead lighting for Main Vail roundabouts and West Vail Roundabouts (approved by council on 7/5/16); project includes underground electrical enhancements for lighting ; \$1.5M in 2020 will be reflected as savings and deferred in 2027.
Civic Area Redevelopment	1,000,000	-	-	1,000,000	-	-	-	-	-	-	-	-	-	-	-	-	-	-	2020 Placeholder to explore outcomes of the Civic Center Master Plan such as feasibility studies / design will be reflected as savings in 2020 and deferred until 2022
Underground Utility improvements	496,670	496,670	-	-	-	-	-	-	-	-	-	-	-	-	-	-	-	-	2020: Re-appropriate \$496.K plus additional \$50K for Bighorn Rd and Intermountain project
Guest Services Enhancements/Wayfinding	36,120	36,120	-	-	150,000	-	-	-	-	-	1,200,000	-	-	150,000	-	-	-	-	2020: Final bills for new street signs and accompanying light poles town-wide
Rockfall Mitigation near Timber Ridge	42,568	42,568	-	-	-	-	-	-	-	-	-	-	-	-	-	-	-	-	2020: Final Rock fall mitigation near Timber Ridge
Vehicle Expansion	70,700	70,700	-	-	-	-	-	-	-	-	-	-	-	-	-	-	-	-	2020: 2 commander vehicles (\$80K); Trailer for event cattle guards (\$5K); 2020 includes \$14.3K savings
Council Contribution: Children's Garden of Learning-Capital	52,500	52,500	20,000	20,000	20,000	20,000	20,000	20,000	20,000	20,000	20,000	20,000	20,000	20,000	20,000	20,000	20,000	20,000	2020: \$20K Annual contribution for capital maintenance and improvements; \$32.5K unused 2019 annual contribution for fence around front yard due to delays in CDOT easement;
Total Community and Guest Service	3,729,174	1,257,405	2,020,000	1,020,000	170,000	20,000	20,000	6,020,000	2,920,000	1,220,000	20,000	20,000	170,000	20,000	20,000	20,000	20,000	20,000	
Total Expenditures	25,937,418	22,158,899	39,316,608	8,861,848	16,201,348	10,175,848	6,699,348	17,957,250	10,099,178	9,032,223	7,963,952	9,102,820	14,437,435	15,081,145	17,687,751	5,953,734	9,061,601		
Other Financing Sources (Uses)																			
Debt Financing for Public Works shop	-	-	15,000,000	-	-	-	-	-	-	-	-	-	-	-	-	-	-	-	
Debt Service Payment	-	-	(1,200,000)	(1,200,000)	(1,200,000)	(1,200,000)	(1,200,000)	(1,200,000)	(1,200,000)	(1,200,000)	(1,200,000)	(1,200,000)	(1,200,000)	(1,200,000)	(1,200,000)	(1,200,000)	(1,200,000)		
Transfer from Vail Reinvestment Authority	1,655,291	1,880,291	9,550,000	50,000	1,550,000	1,550,000	50,000	6,050,000	700,000	50,000	50,000	50,000	50,000	-	-	-	-	-	2020: LH landscape improvements (\$30.3K), LH place crosswalk (\$75K), Lionshead parking structure (\$50K), Red Sandstone parking garage reimbursement (\$1.5M); 2021: VH plans for expansion; Improvements would span from LH Parking structure to Municipal building; \$7.5M funded by VRA in 2021; Lionshead Parking Structure \$50K; 2023-2024: Lionshead streetscape/snowmelt replacement
Transfer to RETT Fund	(3,000)	(3,000)	-	-	-	-	-	-	-	-	-	-	-	-	-	-	-	-	Use of faculty capital savings for Sunbird park contract
Transfer to Housing Fund	(2,500,000)	(2,500,000)	(2,500,000)	(2,500,000)	(2,500,000)	(2,500,000)	(2,500,000)	(2,500,000)	(2,500,000)	(2,500,000)	(2,500,000)	(2,500,000)	(2,500,000)	(2,500,000)	(2,500,000)	(2,500,000)	(2,500,000)	Transfer to Housing Fund; 1.5M per year;	
Revenue Over (Under) Expenditures	(16,378,285)	(10,614,766)	(7,456,676)	(4,852,100)	(8,820,861)	(2,118,863)	650,478	356,793	3,577,511	4,771,721	6,652,065	6,376,203	1,901,313	2,167,584	515,918	13,238,531	11,255,760		
Beginning Fund Balance	39,215,082	39,215,082	28,600,316	21,143,641	16,291,541	7,470,680	5,351,817	6,002,296	6,359,089	9,936,600	14,708,321	21,360,386	27,736,590	29,637,903	31,805,487	32,321,405	45,559,937		
Ending Fund Balance	22,836,797	28,600,316	21,143,641	16,291,541	7,470,680	5,351,817	6,002,296	6,359,089	9,936,600	14,708,321	21,360,386	27,736,590	29,637,903	31,805,487	32,321,405	45,559,937	56,815,696		

**TOWN OF VAIL FIFTEEN YEAR BUDGET
SUMMARY OF REVENUE, EXPENDITURES, AND CHANGES IN FUND BALANCE
REAL ESTATE TRANSFER TAX**

	2020 Amended	2020 Forecast	2021	2022	2023	2024	2025	2026	2027	2028	2029	2030	2031	2032	2033	2034	2035	
																		Included in Project Narratives
																		New Project
																		Project Cost Increased And Moved to Future Year
																		Includes 2020 Projects Deferred to 2021
																		Project Removed
Ford Park / Tennis Center Improvements	163,467	163,467	-	16,797	21,137	-	41,581	1,090,053	10,588	-	-	16,529	17,024	53,831	22,804	-	-	2020: \$72K for replace gutters (\$10.0K), Stain wood siding of concessions (\$6.0K) and restrooms (\$6.0K), restroom remodel (50K); Repair exterior doors (\$9.6K); replace furnace, hot water tank, baseboards (\$47.8K), replace windows (\$24K); Pickleball Feasibility Study (\$10K); 2022: Wood Siding (\$3.9K); Concession/Restroom siding (\$12.9K); Drainage (\$13.3K); Exterior Doors (\$4.6K); 2025: Wood siding and windows (\$41.6K); 2026 includes a rebuild of tennis courts, retaining walls, and court fencing
Athletic Fields	6,000	6,000	109,716	123,510	-	8,708	76,991	-	19,512	-	4,012	8,925	-	13,182	9,753	-	-	2020: \$11.7K for sealcoat and crack fill in parking lot; 2021: Coat exterior gypsum board (\$3.7K), Repaved parking lot (\$8K), Irrigation System (\$100K) 2022: Grading and drainage repairs (\$136.9K), paint wood trim (\$4.5K), paint wood structure (\$6.8K); 2024: Asphalt parking lot repairs (\$8.7K); 2025: asphalt parking lot (\$77K)
Gymnastics Center	258,608	258,608	-	47,550	-	-	109,928	-	-	-	-	254,539	-	-	-	-	-	2020: \$258.6K for the installation of a new cooling system; 2021: Restroom remodel (\$42.6K) ; 2025: Furnace (\$20.9K), Elevator (\$20.9K); waterproof roof (\$62.4K); signage and rd. access (\$27.1K); concrete stairs and walkways (3.0K)
Total VRD-Managed Facility Projects	1,853,271	1,853,271	922,319	400,831	1,279,711	215,222	583,814	1,579,777	305,096	238,868	493,954	573,003	1,398,387	441,754	502,259	193,476	195,411	
Total Expenditures	10,302,751	10,387,751	9,879,064	11,034,678	6,923,352	5,277,852	6,688,736	6,605,211	5,270,542	5,772,747	5,329,386	6,037,798	6,617,029	5,267,125	5,483,683	5,559,778	5,321,995	
Other Financing Sources (Uses)																		
Transfer from Capital Project Fund	3,000	3,000	-	-	-	-	-	-	-	-	-	-	-	-	-	-	-	
Revenue Over (Under) Expenditures	(3,161,041)	(1,546,041)	(2,630,855)	(3,675,210)	583,681	2,396,293	1,152,491	1,397,381	2,898,176	2,575,714	3,199,729	2,679,575	2,288,260	3,826,705	3,812,889	3,942,938	4,391,347	
Beginning Fund Balance	14,675,979	14,675,979	11,514,938	8,884,083	5,208,873	5,792,554	8,188,847	9,341,338	10,738,719	13,636,895	16,212,609	19,412,338	22,091,913	24,380,173	28,206,878	32,019,767	35,962,706	
Ending Fund Balance	\$ 11,514,938	\$ 13,129,938	\$ 8,884,083	\$ 5,208,873	\$ 5,792,554	\$ 8,188,847	\$ 9,341,338	\$ 10,738,719	\$ 13,636,895	\$ 16,212,609	\$ 19,412,338	\$ 22,091,913	\$ 24,380,173	\$ 28,206,878	\$ 32,019,767	\$ 35,962,706	\$ 40,354,053	

**TOWN OF VAIL 2021 PROPOSED BUDGET
SUMMARY OF REVENUE, EXPENDITURES AND CHANGES IN FUND BALANCE
HOUSING FUND**

	2019 Actual	2020 Budget	2020 Amended	2020 Forecast	Proposed 2021 Budget
Revenue					
Housing Fee in Lieu Annual Collections	421,032	-	-	-	
Transfer in from Capital Projects Fund	2,500,000	2,500,000	2,500,000	2,500,000	2,500,000
Workforce Housing Sales	2,400,259	-	1,394,434	1,394,434	-
Total Revenue	5,321,291	2,500,000	3,894,434	3,894,434	2,500,000
Expenditures					
InDEED Program	3,137,808	2,500,000	5,297,725	1,660,000	2,500,000
Town of Vail Rental Inventory	326,875	-	35,125	34,611	-
Solar Vail Housing Development	4,030,000	-	-	-	-
Chamonix unit	-	-	520,000	520,000	-
Buy Down Housing	-	-	1,180,894	306,460	-
Total Expenditures	7,494,682	2,500,000	7,033,744	2,521,071	2,500,000
Operating Income	(2,173,392)	-	(3,139,310)	1,373,363	-
Beginning Fund Balance	5,312,702	-	3,139,310	3,139,310	
Ending Fund Balance	\$ 3,139,310	\$ -	\$ -	\$ 4,512,673	\$ -

UNFUNDED

****Costs are estimates****

	Eligible for funding from			Description
	VRA	RETT	Capital Projects Fund	
West Vail Master Plan Projects				Master plan is included in 2019/20 budgets; Any resulting projects or partnerships not funded
Municipal Building Remodel			25,000,000	
Civic Area Plan Implementation				A variety of funding & financing mechanisms are available depending on projects identified
Main Vail Round-about Major Reconstruction			3,600,000	Recent paving and I-70 Underpass project will extend the life of current roundabouts
West Vail Round-about Major Reconstruction			1,000,000	Recent paving and I-70 Underpass project will extend the life of current roundabouts
Road Reconstruction			1,100,000	Major improvements to various Vail roads that are reaching end of life (25-35 years) and possible expansion of cul-de-sacs
Phase II of Timber Ridge redevelopment				TROC Board developing RFQ process for 2019
Timber Ridge Transit Stop Improvements			2,000,000	Transit Stop Improvements to coincide with Timber Ridge Phase II Redevelopment
Booth Falls Turn Lane			1,100,000	Turn Lane added due to increased enrollement at VMS; pending cost share with VMS
Community Ice Skating				Outdoor community ice at some of Vail parks such as Donovan
PW Housing			6,000,000	Employee housing at Public Works site
Future stages of PW Shops Master Plan				
LionsHead Parking Structure East Entry Improvements	3,600,000			Does not add spaces, but brings remainder of structure up to standards of new transit center and current codes; enhances guest experience; includes heated stairways on east side- will not be funded until the Civic Area Plan is complete
Electronic Directories in Villages				Information and wayfinding Kiosks in Lionshead and Vail Village - (may be proposed in 2020)
Electronic car charging stations in parking structures				High powered charging stations in the parking structures - costs and grants being researched
Historical/ Cultural Heritage				Funding to enhance and promote Vail cultural and historical vitality, education, economic developments; No projects identified as yet
Dobson Skylights				Upgrades or removal of Dobson Skylights pending the Civic Area Plan
Facility Safety Improvements				Building improvements to provide and enhance employees with a safe work environment
Ford Park: Artist Residence Cottage		472,000		Renovation of existing original farm house into AIPP artist residence studio space; \$50K from East West
Nugget Lane Bridge			1,400,000	Per Council August 6, 2019; wait to allocate budget dollars
Funding Resource Options:				
Projected Fund Balance by end of 2023:	12,679,839	5,792,554	7,470,680	

**CAPITAL PROJECTS FUND
PUBLIC WORKS EXPANSION
2021**

Project: Public Works Yard Expansion and Streets Building

Location: Public Works Shop

Budget:

	2020	2021		
Capital Cost	\$2,403,325	\$17,200,000		
Maintenance	Facilities Maintenance			
Utilities	NA		Increase/ offset by solar	
Replacement	NA			

Narrative:

Ongoing expansions, modifications and service level increases in the Public Works Department's maintenance responsibilities over the years have placed a strain on the current Public Works site and facilities. The streets area of the shop is the original size from 1979 when the shop was built. Additionally, heavy equipment, transit fleet, and equipment/material storage have surpassed the capacity of the current space. The current shop is filled in a way in which walking or working around the equipment is near impossible and a safety concern. The loaders are all stored without blades and the blades are put on in the early hours for every snowstorm outside. The other equipment is stored in any, and all available bays which have hindered the fleet, and especially transit departments. Freeing the transit bays allows transit to expand and be shared with other departments or even regionally. Sizing the areas shared by the crews in the mornings, lunch and afternoons to accommodate the current crews is important. Over the years the crew sizes have grown in both streets and parks with the improvements and maintenance required as the town has added more to maintain.

Phase 1 Improvements Proposed in July of 2019 *1-2 years*

- Demolition of existing streets building and construct a new attached Streets building includes an equipment storage garage of 18,900 SF (this is sized accommodates the current streets building storage and all the equipment being stored in other shop and transit bays, as well as other locations. The design allows for structural reinforcement for one level of parking and two levels of development above the parking level, (37,800 SF potential) and a two-story addition, which replaced the previous interior mezzanine with a floor footprint of 3800 SF for a total of 7600 SF or 26,500 SF of new construction, In addition, a 4850 SF remodel of the existing upstairs break room offices, kitchen and restrooms has been designed to accommodate current crew sizes.
- Construct back retaining wall behind new and existing shop complex. The retaining wall is approximately 950' long and up to 22 feet high. The space gained from building the wall provides nearly an acre of additional yard space. This additional area not only allows for growth in public works, but as time has gone on the VRD now stores

equipment and use pods as well as other departments. The elimination of the charter bus lot will require replacement of special event vendors/producers to have space to park oversize vehicles, and as the town continues to build out having some construction laydown/yard close in is critical to continued successful town projects.

- Construct Rock Fall Berm protection above the north retaining wall
- Complete utility and drainage improvements
- Electric Service relocation and upgrade.
- Construct new solar panels on the roof of new streets building* There is 22.700 SF of new roof to allow for solar panels.

Timeline: April 2021 – November 2021/22

CAPITAL PROJECTS FUND
Vail Village Snowmelt Replacement
2021

Project: Vail Village Snowmelt Replacement

Location: Vail Village

Budget:

	2021	2023	2024	
Capital Cost	\$1,250,000	\$1,500,000	\$1,500,000	
Maintenance	No Increase			
Utilities	No Increase			
Replacement	20+ Years			

Narrative: The purpose of this project is to replace aging sections of the Vail Village Snowmelt system. As the system approaches 20 years, replacement of snowmelt infrastructure will be necessary. Identified existing problems include rusting steel mains (Covered Bridge to Gore Creek Drive); leaking heat main, lateral, and manifold joints when the system runs at low temperature.

Timeline: 2021-2024





75 South Frontage Road West
Vail, Colorado 81657
vailgov.com/police

Police Department
970.479.2210
970.479.2216 fax

October 9th, 2020

**To: Dwight Henninger
Chief of Police**

**From: Commander Ryan Kenney
Operations**

Subject: Budget Proposal for Axon

There are several systems the police department utilizes that are coming to the end of their lifecycle or need to be improved. The body worn camera (BWC) system currently in place has come to the end of its lifecycle and needs to be replaced. A change in the BWC system would require a change to our in-car camera system and our interview room cameras. The digital evidence storage system in place has severe limitations with storage capacity and access. Our tasers are in good condition but a newer version with enhanced features is available.

The adoption of SB-217 into law has made our BWC system critical. It is now mandated that all police departments issue officers body worn cameras. It is also a violation of law for an officer to fail to activate their camera when involved in enforcement activities. Now more than ever, it is critical that our BWC systems functions effectively and efficiently.

The BWC system we are currently using has been fraught with issues. The biggest issue is the inability of the camera battery to last a full shift. Cameras will shut off at critical times leaving key pieces of evidence unrecorded and under SB-217 could expose officers to criminal charges. Customer support has been severely lacking. When cameras break, we often wait weeks to get a functioning camera back. At several points during this year, we had over half of our cameras down for repair. The BWC have no capability to turn on automatically and when activated only capture the previous 30 seconds.

Replacing the BWC system would require changing the in-car video systems and our interview room cameras. Keeping all these videos systems running on the same platform from the same vendor is critical. The maintenance, programming and operation of two or three different systems puts a lot of stress on the system. The officer's operation of these products and IT's ability to maintain them is streamlined when we have one vendor providing equipment that runs on the same platform.

The digital evidence storage system (Laserfiche) was not designed to house digital evidence. There are storage limitations that severely hamper our ability to download and save large video

files. A more pressing issue is getting our digital evidence to outside agencies such as the District Attorney's Office. Sharing evidence with outside agencies is a standard procedure that happens frequently. With the current system, a lot of our evidence must be hand delivered because outside agencies cannot access the system, or the file is too big to send through email.

The Axon BWC system is widely recognized as one the most reliable cameras available. Their cameras are commonly used among law enforcement including locally with Avon PD and Eagle PD. Both agencies report that cameras will last 11.5 to 12 hours and are extremely durable. The warranty on the Axon camera is a "no questions asked" warranty. If we can provide the broken camera, they will replace it. In addition to the warranty, the purchase of Axon cameras has a full refresh at years 2.5 and 5. That means that we get all new cameras at year 2.5 and 5.

There are several features that reduce liability to the Town and officers. When the cameras are activated, they capture a full 2 minutes prior to being activated. The cameras also activates automatically when the officer removes their taser from the holster, remove their gun from the holster, when the in-car camera activates, when the light bar activates, when a gun shot is detected and when there is another camera activated within a proximity of a deactivated camera. This automatic activation along with a 2 minute pre-record decreases the chances of officers failing to activate their camera when they are under duress.

To keep all our video systems operating on the same platform, I am recommending replacing our in-car video and interview room cameras. The Axon in-car system works in conjunction with the BWC system. The in-car system is covered under the same warranty for 5 years. Any activation of the in-car system will trigger an automatic activation of any BWC in proximity to the in-car system. The interview room cameras also work in concert with the BWC system. All these systems automatically download any recorded information to a digital evidence storage system called Evidence.com.

Evidence.com is a combination cloud based and local digital evidence storage system. Evidence.com is fully supported and maintained by Axon. As part of our contract, Vail PD will have unlimited digital evidence storage. This covers any internal video and any video from outside sources. Officers can now take photographs with their phones and the image is atomically uploaded to Evidence.com. Retrieving video from outside sources can be done remotely with a link from Evidence.com. We can also provide digital evidence to outside agencies by simply providing them a link directly so the information can be downloaded. Evidence.com solves evidentiary issues we have had for over 10 years with the District Attorney's Office. Evidence.com also has a redaction software program. The system will view video and remove any items that need to be redacted. Once the program has viewed and redacted the video, an officer approves the redactions cutting the process time by 75%.

When evaluating BWC systems, one of the most important features we looked for is automatic activation. Axon's new taser and holster allow the BWC to be activated when an officer removes their taser from the holster. Axon will also provide the same system for officer's firearm holsters. The new taser design also addresses an issue with deployment proximity. Previous tasers were ineffective at close range. The new design has fixed this issue and is much more effective with close range and longer distance deployments. As part of the taser purchase, we are provided with all the training material needed to certify our officer. Part of the training materials is a pair of virtual reality (VR) goggles. These VR goggles allow officers to experience real life scenarios that

change as they react to the scenario. The VR goggles can be updated with new scenarios as they are developed. We also receive an instructor certification course so we can certify one of our officers as an instructor. We will no longer need to purchase taser cartridges. Axon will provide all the training and live cartridges we need during the 5-year contract.

Our current systems, except for Laserfiche, cost \$130,408.27 when purchased. Annual costs for BWC and in-car camera systems average \$20,000 a year. I am requesting \$170,807.65 in budget year 2021 to purchase Axon video systems, evidence.com and new tasers. Below are the costs broken down through the 5-year program.

	2021	2022	2023	2024	2025
Capital Cost	\$170808	\$101548	\$101548	\$101548	\$101548
Maintenance	\$8064 per year (included in the price above)				
Utilities	NA				
Replacement	NA				

The re-occurring \$101,548 for the final four years covers several costs. The majority of these costs are data storage, and the Officer Safety Program. The online storage provides unlimited storage (optimized for video), data management, collaboration abilities and other features that we can't replicate with the current systems. Although there is local storage space available, Axon provides digital media specific storage and management of the data being stored. All videos are directly uploaded and held on a retention scheduled set up by Vail PD. This greatly reduces the chances of human error and lost evidence.

Retention, redaction and collaboration are all greatly improved. Retention schedules can be set far in excess of State requirements. The redaction software drastically reduces the amount of time spent reviewing and editing videos that are released to the public. The ability to share digital evidence can be done by a completely secure web link. This allows our evidence tech to e-mail a link to receive or provide digital evidence. This streamlines our process of accepting digital evidence from outside sources and providing evidence to the DA's office.

The Officer Safety Program (OSP) is the backbone of the Axon system. The OSP provides the warranty on all Axon products, the automated camera activations and periodic replacement of products throughout the 5-year span. The importance of a superior warranty can not be overstated. Having the ability to replace faulty equipment protects our officers and ultimately the Town of Vail. The officer's faith in this equipment is important. Trusting the equipment will work or be replaced, gives officer's the confidence to do their job. The warranty covers all of Axon's products and any installation if needed.

The automated camera activations are one of the biggest reasons we chose to go with Axon. Limiting the potential of officers failing to activate their cameras, is a core component of Axon's system. The automated activations along with a two minute pre-record capture is the strongest protection for officers in the industry.

The current BWC system has had its share of issues. When purchased, the system provided all the features Vail PD was looking for and more importantly, all the features available at the time. As

the system has aged, the products have been failing at an unacceptable rate. We are far outside the warranty time frame and repairs are costly and take far too long. The company has failed to progress with the competition and product advances have been slow, behind the industry standard and not what Vail PD is looking for. The largest continuing failure has been the battery life. The company has failed to provide a camera that will last over 8 hours, and most won't last past 6. When the company was provided this information, they failed to make any significant changes or offer any solutions. They cited the weather in this area as the cause even though two of our neighboring agencies have no issue with Axon cameras battery life.



Memorandum

To: Mayor and Town Council

From: Public Works and Finance Department and Town Manager's Office

Date: November 3, 2020

Subject: Proposal for Construction Dates for the Donovan Pavilion Remodel and Addition

I. PURPOSE

The purpose of the memo is to present a request that the remodel and addition to the Donovan Pavilion begin in November 2020 vs. waiting until spring of 2021.

II. BACKGROUND

Donovan Pavilion opened to the public in 2003 and has seen continued use over the years for both community functions and private events. It has been a very popular and successful venue for weddings in recent years. There have been discussions in recent years to plan for some mechanical upgrades and since the facility has been seventeen years in use, staff has deemed this capital maintenance should occur sooner than later.

III. DISCUSSION

Town Staff in conjunction with the Donovan Pavilion Management group have identified several goals to accomplish with the remodel and addition of square footage at the Donovan Pavilion. They are as follows.

- Enlarge the kitchen area to allow more preparation room for the caterers.
- Replace the existing east air handler with a new system that will be a much quieter unit.
- Enlarge the storage room to allow access to the tables and chairs without having to remove all the contents.
- Provide an appropriate office space that moves the current office (in the closet space) as part of the additional square footage that will also serve as a "bride's room" that is desperately needed as part of the wedding use that is so popular. /

TAB and Associates Architecture was hired to complete the design of an approximately 700 square foot addition. The plans are complete and ready to be submitted for a building permit (see attached). ULFBUILT was contacted to provide pricing for the project, which is also attached.

There have been substantial impacts to the utilization of the venue because of the public health crisis and restrictions. Currently the last booking at the pavilion is in November with nothing else booked until March 2021; bookings into April and summer months are beginning to be very positive. Staff suggests that there is a window available from November 2020 to March 2021 in which this project could be completed. The Management

Company would support such timing on the construction if it were supported by council as well. It would seem an almost opportune time to close the facility in November while business is nonexistent and complete the remodel by spring to be ready for the 2021 season.

Total project Budget:	\$850,000
2020 Budget:	\$125,000
2020 YTD Expenses (design):	\$37,000
2020 Remaining Budget:	\$88,000
2021 Budget	\$725,000

IV. ACTION REQUESTED OF COUNCIL

Authorize the Town Manager to enter into an agreement with ULFBUILT in a form approved by the Town Attorney with ULFBuilt in the amount of, and not to exceed, TBD.

OTHER FUNDS

**TOWN OF VAIL 2021 PROPOSED BUDGET
SUMMARY OF REVENUE, EXPENDITURES AND CHANGES IN FUND BALANCE
VAIL MARKETING & SPECIAL EVENTS FUND**

	2019 Actual	2020 Budget	2020 Amended	2020 Forecast	Proposed 2021 Budget
Revenue					
Business Licenses	\$ 341,149	\$ 325,000	\$ 325,000	\$ 335,000	\$ 335,000
Transfer in from General Fund	2,542,788	2,866,211	2,156,846	1,723,550	1,475,184
Earnings on Investments	1,392	3,000	3,000	3,000	2,000
Total Revenue	2,885,329	3,194,211	2,484,846	2,061,550	1,812,184
Expenditures					
Commission on Special Events (CSE)	894,272	893,648	625,554	550,000	625,554
Education & Enrichment	136,550	154,530	154,530	153,000	154,530
Signature Events:					
Bravo!	289,661	296,934	296,934	115,000	210,355
Vail Jazz Festival	74,718	76,400	76,400	75,000	75,000
Vail Valley Foundation - Mountain Games	-	140,000	140,000	15,000	98,000
Vail Valley Foundation - Hot Summer Nights	27,500	28,050	28,050		-
Vail Valley Foundation - GRFA	-	-	-	57,050	52,500
Vail Valley Foundation - Dance Festival	53,562	54,633	54,633	7,500	38,245
Burton US Open	490,000	490,000	490,000	490,000	-
Fireworks	52,015	52,015	52,015	36,000	36,000
Destination Events:					
Snow Days	300,000	300,000	300,000	-	-
Spring Back to Vail	300,000	550,000	300,000	-	-
Town Produced Events:					
Magic of Lights	-	-	250,000	250,000	50,000
Revely Vail	101,400	155,000	145,000	145,000	145,000
Vail Holidays Funding	15,000	-	25,000	25,000	25,000
Ambient Event Funding:					
Ford Park Entertainment	-	-	100,000	100,000	-
Music in the Villages	-	-	40,000	40,000	300,000
30% reduction across all signature events:	-	-	(596,271)	-	-
Collection Fee - General Fund	17,057	16,250	16,250	16,750	16,750
Total Expenditures	2,801,735	3,207,461	2,498,096	2,075,300	1,826,934
Revenue Over (Under) Expenditures	83,594	(13,250)	(13,250)	(13,750)	(14,750)
Beginning Fund Balance	303,243	274,288	386,837	386,837	373,087
Ending Fund Balance	\$ 386,837	\$ 261,038	\$ 373,587	\$ 373,087	\$ 358,337

TOWN OF VAIL 2021 PROPOSED BUDGET
SUMMARY OF REVENUE, EXPENDITURES AND CHANGES IN FUND BALANCE
HEAVY EQUIPMENT FUND

	2019	2020	2020	Proposed
	Actual	Budget	Amended	2021
				Budget
Revenue				
Town of Vail Interagency Charge	\$ 3,352,594	\$ 3,535,384	\$ 3,265,292	\$ 3,650,378
Insurance Reimbursements & Other	54,389	10,000	10,000	10,000
Earnings on Investments	46,230	7,900	7,900	7,900
Equipment Sales and Trade-ins	100,466	154,563	154,563	241,730
Total Revenue	3,553,679	3,707,847	3,437,755	3,910,008
Expenditures				
Salaries & Benefits	1,129,031	1,168,085	1,132,184	1,117,586
Operating, Maintenance & Contracts	1,426,216	1,624,769	1,445,242	1,543,674
Capital Outlay	783,193	1,002,765	1,250,357	1,253,000
Total Expenditures	3,338,440	3,795,619	3,827,783	3,914,260
Revenue Over (Under) Expenditures	215,239	(87,772)	(390,028)	(4,252)
Transfer In from General Fund	4,867	-	-	-
Beginning Fund Balance	1,956,419	1,782,613	2,176,524	1,786,496
Ending Fund Balance	\$ 2,176,524	\$ 1,694,841	\$ 1,786,496	\$ 1,782,244

**TOWN OF VAIL 2021 PROPOSED BUDGET
SUMMARY OF REVENUE, EXPENDITURES AND CHANGES IN FUND BALANCE
HEALTH INSURANCE FUND**

	2019 Actual	2020 Budget	2020 Amended Budget	2020 Forecast	Proposed 2021 Budget
Revenue					
Town of Vail Interagency Charge - Premiums	\$ 4,400,000	\$ 4,670,000	\$ 4,670,000	\$ 4,330,000	\$ 4,600,000
Employee Contributions	882,844	809,500	840,000	887,460	897,000
Premium Holiday	-	-		(73,960)	-
Insurer Proceeds	-	20,000	20,000	20,000	20,000
Earnings on Investments	93,295	30,000	30,000	45,000	35,000
Total Revenue	5,376,139	5,529,500	5,560,000	5,208,500	5,552,000
Expenditures					
Health Insurance Premiums	1,130,292	1,152,909	1,321,909	1,338,876	1,470,142
HC Reform Fee	20,500	20,500	20,500	20,500	20,500
Claims Paid	3,567,754	4,408,760	4,408,760	3,634,497	4,557,453
Professional Fees	23,149	20,000	20,000	22,300	22,828
Total Expenditures	4,741,694	5,602,169	5,771,169	5,016,173	6,070,923
Revenue Over (Under) Expenditures	634,445	(72,669)	(211,169)	192,327	(518,923)
Beginning Fund Balance	3,346,480	3,093,348	3,980,924	3,980,924	4,173,251
Ending Fund Balance	\$ 3,980,924	\$ 3,020,679	\$ 3,769,755	\$ 4,173,251	\$ 3,654,328

**TOWN OF VAIL 2021 PROPOSED BUDGET
SUMMARY OF REVENUE, EXPENDITURES, AND CHANGES IN FUND BALANCE
DISPATCH SERVICES FUND**

	2019 Actual	2020 Budget	2020 Amended	Proposed 2021 Budget
Revenue				
E911 Board Revenue	\$ 816,452	\$ 845,030	\$ 845,030	\$ 874,606
Interagency Charges	1,342,632	1,329,952	1,329,952	1,224,336
Other State Revenues	-	-	27,725	-
Town of Vail Interagency Charge	669,590	661,194	661,194	616,306
Earnings on Investments	32,266	10,000	10,000	5,000
Total Revenue	2,860,941	2,846,176	2,873,901	2,720,248
Expenditures				
Salaries & Benefits	2,070,611	2,248,023	2,209,787	2,291,795
Operating, Maintenance & Contracts	450,156	497,003	517,055	535,091
Capital Outlay	-	-	539,948	-
Total Expenditures	2,520,767	2,745,026	3,266,790	2,826,886
Revenue Over (Under) Expenditures	340,174	101,150	(392,889)	(106,638)
Beginning Fund Balance	1,433,027	1,345,121	1,788,950	1,396,061
Ending Fund Balance	\$ 1,788,950	\$ 1,446,271	\$ 1,396,061	\$ 1,289,423

**TOWN OF VAIL 2021 PROPOSED BUDGET
SUMMARY OF REVENUE, EXPENDITURES AND CHANGES IN FUND BALANCE
TIMBER RIDGE FUND**

	2019 Actual	2020 Budget	2020 Amended Budget	2021 Proposed Budget
Revenue				
Rental Income	1,593,491	1,595,250	1,536,828	1,682,823
Other Income	25,398	19,034	19,034	21,955
Total Revenue	1,618,889	1,614,284	1,555,862	1,704,778
Expenditures				
Operating, Maintenance & Contracts	490,895	529,740	529,740	485,745
Capital Outlay	14,002	321,192	797,423	25,000
Total Expenditures	504,897	850,932	1,327,163	510,745
Operating Income	1,113,992	763,352	228,699	1,194,033
Non-operating Revenues (Expenses)				
Interest on Investments	19,790	12,000	12,000	2,000
Loan Principal Repayment to Capital Projects Fund	(372,704)	(378,294)	(378,294)	(383,969)
Loan Principal Repayment to Capital Projects Fund	-	-	-	(1,900,000)
Interest Payment to Capital Projects Fund	(116,638)	(110,969)	(110,969)	(79,118)
	(469,552)	(477,263)	(477,263)	(2,361,087)
Revenue Over (Under) Expenditures	644,440	286,089	(248,564)	(1,167,054)
Beginning Fund Balance	1,424,254	1,530,975	2,068,694	1,820,130
Ending Fund Balance	\$ 2,068,694	\$ 1,817,064	\$ 1,820,130	\$ 653,076

**ORDINANCE NO. 17
SERIES OF 2020**

**ANNUAL APPROPRIATION ORDINANCE: ADOPTING A BUDGET AND FINANCIAL
PLAN AND MAKING APPROPRIATIONS TO PAY THE COSTS, EXPENSES, AND
LIABILITIES OF THE TOWN OF VAIL, COLORADO, FOR ITS FISCAL YEAR
JANUARY 1, 2021 THROUGH DECEMBER 31, 2021**

WHEREAS, in accordance with Article IX of the Charter of the Town of Vail, Colorado, the Town Manager prepared and submitted to the Town Council a proposed long-range capital program for the Town and a proposed budget and financial plan for all Town funds and activities for the fiscal year; and

WHEREAS, it is necessary for the Town Council to adopt a budget and financial plan for the 2021 fiscal year, to make appropriations for the amounts specified in the budget; and

NOW, THEREFORE, be it ordained by the Town Council of the Town of Vail, Colorado, that:

1. The procedures prescribed in Article IX of the Charter of the Town of Vail, Colorado, for the enactment hereof, have been fulfilled.
2. Pursuant to Article IX of the Charter, the Town Council hereby makes the following annual appropriations for the Town of Vail, Colorado, for its fiscal year beginning on the first day of January, 2021, and ending on the 31st day of December, 2021:

FUND	AMOUNT
General Fund	\$42,224,023
Capital Projects Fund	43,016,608
Real Estate Transfer Tax Fund	9,879,064
Housing Fund	2,500,000
Vail Marketing Fund	1,826,934
Heavy Equipment Fund	3,914,260
Debt Service Fund	1,200,000
Dispatch Services Fund	2,826,886
Health Insurance Fund	6,070,923
Timber Ridge Enterprise Fund	2,873,832
Total	116,332,530
Less Interfund Transfers	(16,868,770)
Net Expenditure Budget	99,463,760

3. The Town Council hereby adopts the full and complete Budget and Financial Plan for the 2021 fiscal year for the Town of Vail, Colorado, which are incorporated by reference herein and made part hereof, and copies of said public records shall be made available to the public in the Municipal Building of the Town. This Ordinance shall take effect five (5) days after publication following the final passage hereof.

4. If any part, section, subsection, sentence, clause or phrase of this ordinance is for any reason held to be invalid, such decision shall not affect the validity of the remaining portions of this ordinance; and the Town Council hereby declares it would have passed this ordinance, and each part, section, subsection, sentence, clause or phrase thereof, regardless of the fact that any one or more parts, sections, subsections, sentences, clauses or phrases be declared invalid.

5. The Town Council hereby finds, determines, and declares that this ordinance is necessary and proper for the health, safety, and welfare of the Town of Vail and the inhabitants thereof.

6. The repeal or the repeal and reenactment of any provision of the Municipal Code of the Town of Vail as provided in this ordinance shall not affect any right which has accrued, any duty imposed, any violation that occurred prior to the effective date hereof, any prosecution commenced, nor any other action or proceedings as commenced under or by virtue of the provision repealed or repealed and reenacted. The repeal of any provision hereby shall not revive any provision or any ordinance previously repealed or superseded unless expressly stated herein.

7. All bylaws, orders, resolutions, and ordinances, or parts thereof, inconsistent herewith are repealed to the extent only of such inconsistency. This repealer shall not be construed to revise any bylaw, order, resolution, or ordinance, or part thereof, theretofore repealed.

INTRODUCED, READ ON FIRST READING, APPROVED AND ORDERED PUBLISHED ONCE IN FULL, this 17th day of November, 2020. A public hearing shall be held hereon on the 1st day of December, 2020, at 6:00 pm at the regular meeting of the Town Council of the Town of Vail, Colorado, in the Municipal Building of the Town.

Dave Chapin, Mayor

ATTEST:

Scott Robson, Town Manager